

SPECIFIERS GUIDE & PRICE LIST

JANUARY 2013



- LateralFile™
- Glide II™
- Bite®
- Towers
- Integrated Pedestals
- HighLine™ Pedestals

BISLEY



Imaginative and innovative interiors need careful consideration.

Specify the most comprehensive and adaptable range of system storage and make your design work harder. Numerous height, width and closure options plus an extensive range of internal fittings provide the flexibility you need.

This Specifiers Guide provides a range of pre-configured cabinets as well as the information necessary to specify individual requirements.

contents

introduction	2	section 10. LateralFile™ locker units	44-45
section 1. Bite®		• MySpace™	46
• standard Bite® units	5	• DrawerSpace™	46
• notes	5	• PersonalSpace™	46
section 2. Towers		• locker units codes explained	47
• standard Tower units	6	section 11. LateralFile™ range extensions	48
• accessories	7	• bookcase units	49
• notes	7	• magazine units	50
section 3. Integrated pedestals		• FileBox™ units	50
• standard pedestal units	8	• 1100mm wide units	51
• accessories	9	• RecycleSpace™	52
• notes	9	• DeskSpace™	52
section 4. HighLine™ pedestals		• coat cupboards	53
• standard pedestal units	10-11	• applied tops	53
• accessories	11	• infill panels	53
• notes	11	• cable management	53
section 5. Glide II™		• DockLock™	53
• standard Glide II™ units	13-18	• SoftClose door hinges	53
• internal options	19	• 170° door hinges	53
• notes	19	• business card holders	53
section 6. LateralFile™ combination units		section 12. LateralFile™ unit planning	54
• most frequently specified combination units	21-23	• standard file dimensions	55
• carcass sizes	24-25	• drawer capacities	56
• closures	26	• vertical capacities	57
• internal options and accessories	27-28	• capacities for internal options and accessories	57
• notes	29	section 13. LateralFile™ codes explained	58
section 7. LateralFile™ two door units		• diagram flow chart	59
• most frequently specified two door units	31	• paint finishes / codes	59
• carcass sizes	32-33	section 14. appendix	60
• internal options and accessories	34-35	• seat pads	60
• notes	35	• purchase order checklist	60
section 8. LateralFile™ tambour units		• glossary of terms	61
• most frequently specified tambour units	37	• additional information	62
• carcass sizes	38-39	• load bearings	62
• internal options and accessories	40-41	• safety warnings	62
• notes	41	• general terms and conditions	63
section 9. LateralFile™ EyeSpace™			
• locker units / locker combination units	42		
• two door units	43		
• notes	43		

All prices are retail and exclude VAT, delivery and installation





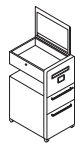
BTBACPLWIIF



BTBACPLBIIF



BTBACPRBMF



BTBACPRWMF

bite®, 428mm wide, 573mm deep

1.1 - price group **79**

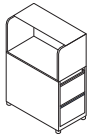
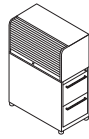
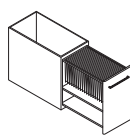
code	description	height mm
BTBACPLBIIF	left handed, pin-able board, 2 intermediate & 1 filing drawer	930 (37")
BTBACPLBMF	left handed, pin-able board, 1 medium & 1 filing drawer	930 (37")
BTBACPLWIIF	left handed, whiteboard, 2 intermediate & 1 filing drawer	930 (37")
BTBACPLWMF	left handed, whiteboard, 1 medium & 1 filing drawer	930 (37")
BTBACPRBIIF	right handed, pin-able board, 2 intermediate & 1 filing drawer	930 (37")
BTBACPRBMF	right handed, pin-able board, 1 medium & 1 filing drawer	930 (37")
BTBACPRWIIF	right handed, whiteboard, 2 intermediate & 1 filing drawer	930 (37")
BTBACPRWMF	right handed, whiteboard, 1 medium & 1 filing drawer	930 (37")
DIP	drop-in pentray (A4) ordered separately	

European Community Design Registration No. 000871066-0002.

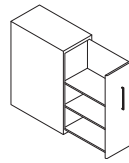
International Patent Application No. PCT/GB2009/00 00 76

Bite® has been independently tested to BS EN 14073: Part 2 (except clauses 3.5 & 3.6.2) & Part 3 (except clause 5.4) and BS EN 14074
It has also achieved compliance with BS 4875: Part 7: Level 4 (clause 6.2.2 excepted) and BS 4875: Part 8

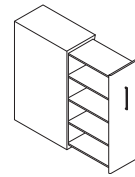
notes

TWRBOX
TWRPEDIFFTWRPEDISSF
TWRPEDHEFF

BTW2ZRF5



BTW3BR2S



BTW4BR4S

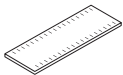



standard range

2.1 - price group (78)

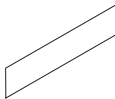
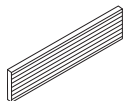


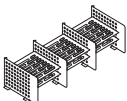
code	description		external height mm	width mm	depth mm
TWRBOX	open storage box at desk height		1100	420	800
TWRPEDIFF	free standing pedestal, 2 filing drawers, recessed handles				
TWRBOX	open storage box at desk height		1100	420	800
TWRPEDHEFF	free standing pedestal, 2 filing drawers, applied handles				
TWRBOX	open storage box at desk height		1100	420	800
TWRPEDISSF	free standing pedestal, 2 stationery, 1 filing drawer, recessed handles				
TWRBOX	open storage box at desk height		1100	420	800
TWRPEDHESSF	free standing pedestal, 2 stationery, 1 filing drawer, applied handles				
TWRTAM.SL	locking tambour storage box at desk height		1100	420	800
TWRPEDIFF	free standing pedestal, 2 filing drawers, recessed handles				
TWRTAM.SL	locking tambour storage box at desk height		1100	420	800
TWRPEDHEFF	free standing pedestal, 2 filing drawers, applied handles				
TWRTAM.SL	locking tambour storage box at desk height		1100	420	800
TWRPEDISSF	free standing pedestal, 2 stationery, 1 filing drawer, recessed handles				
TWRTAM.SL	locking tambour storage box at desk height		1100	420	800
TWRPEDHESSF	free standing pedestal, 2 stationery, 1 filing drawer, applied handles				
BTW2ZRF5*	tower 2, no top panel, file rail, 1 adjustable shelf		698	420	800
BTW3BR2S*	tower 3, 18mm top panel, 2 adjustable shelves		1118	450	800
BTW3BRLS*	tower 3, 18mm top panel, tool ladder, 1 adjustable shelf		1118	450	800
BTW4BR4S	tower 4, 18mm top panel, 4 adjustable shelves		1318	450	800
BTW21ZRF5	tower 21, no top panel, file rail, 1 adjustable shelf		718	420	800

* Right handed units are shown, replace R with L for left handed units e.g. BTW4BR3S = right handed, BTW4BL3S = left handed

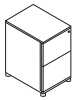
accessories ————— 2.2 - price group (78)

internals	code	description
	ASHTW2	adjustable shelf for tower 2
	ASHTW34	adjustable shelf for tower 3 & 4
	SRSTW234	sliding reference shelf (usable with FFTW234)
	DSB2	drop in storage bin (1/2 module)
	DSB4	drop in storage bin (1/4 module)

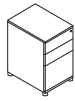
internal options* ————— 2.3 - price group (78)

internals	code	description	factory fitted
	BBRDTW2	bulletin board for tower 2	B
	BBRDTW3	bulletin board for tower 3	B
	BBRDTW4	bulletin board for tower 4	B
	FFTW234	filing frame & cross rail for tower 2, 3 & 4	F
	ALTW3	accessory ladder for tower 3	L
	ALTW4	accessory ladder for tower 4	L
	TWSHDVP4PS	metal shelf dividers (pack of 4)	
	TWISP6PS	plastic intershelves (pack of 6)	
	-	pigeon hole set - specify TWSHDVP4PS and TWISP6PS	

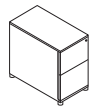
notes



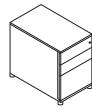
OBA52F7HH



OBA52F7EEH



OBA72F7HH



OBA72F7EEH

freestanding pedestal, 420mm wide**3.1 - price group (73)**

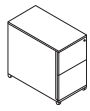
code	description	external height mm	depth mm
OBA52F7HH	2 filing drawers	670 - 700	564
OBA52F7EEH	2 stationery & 1 filing drawer	670 - 700	564
OBA72F7HH	2 filing drawers	670 - 700	775
OBA72F7EEH	2 stationery & 1 filing drawer	670 - 700	775



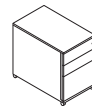
OBA52M1HH



OBA52M1EEH



OBA72M1HH



OBA72M1EEH



OBA59M1EH



OBA59M1EEE

mobile pedestal, 420mm wide**3.2 - price group (73)**

code	description	external height mm	depth mm
OBA52M1HH	2 filing drawers	650	564
OBA52M1EEH	2 stationery & 1 filing drawer	650	564
OBA72M1HH	2 filing drawers	650	775
OBA72M1EEH	2 stationery & 1 filing drawer	650	775
OBA59M1EH	1 stationery & filing drawer	500	564
OBA59M1EEE	3 stationery drawers	500	564



OB352F7EEH

freestanding pedestal, 300mm wide**3.3 - price group (73)**

code	description	external height mm	depth mm
OB352F7EEH	2 stationery & 1 filing drawer	670 - 700	564



OB359M1EH



OB352M1EEH

mobile pedestal, 300mm wide**3.4 - price group (73)**

code	description	external height mm	depth mm
OB359M1EH	1 stationery & 1 filing drawer	500	564
OB352M1EEH	2 stationery & 1 filing drawer	650	564

safety warning

All mobile pedestals fitted with a file drawer should include either a fifth castor or a counterbalance
 A counterbalance should be specified for all mobile pedestals fitted with two file drawers
 All freestanding pedestals not linked to a workstation and fitted with one or more file drawers must include a counterbalance

accessories ————— **3.5 - price group** (73)

code	description	pack quantity
LTA4P6	A4 letter tray	6
LTA4P4	A4 letter tray	4
SDDA4P1	A4 system drawer divider	1

roll-out pen tray ————— **3.6 - price group** (73)

Roll-out pen trays can be fitted behind the top stationery drawer. To order suffix pedestal code with /P

A4 drop-in pen tray ————— **3.7 - price group** (73)

Drop-in pen tray can be either specified as factory fitted (suffix pedestal item U) or ordered separately
U - factory fitted DIP - drop in pen tray (A4)

counterbalance ————— **3.8 - price group** (73)

Counterbalances can be either specified as factory fitted (suffix pedestal item Q) or ordered separately (BUPCW)

fifth castor ————— **3.9 - price group** (73)

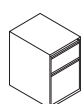
A fifth castor can be fitted to filing drawers. To order, suffix pedestal item with /T

notes

- Customers own fronts and/or tops can be specified
- Numerous other configurations available - speak to your Bisley representative for details and prices



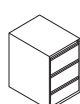
BA59MBH



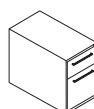
RA59MBH



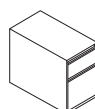
BA59MBBB



RA59MBBB



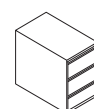
BA79MBH



RA79MBH



BA79MBBB



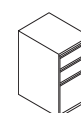
RA79MBBB

9 module high mobile
4.1 - price group **73**

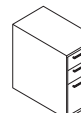
code	description	external height mm	width mm	depth mm
BA59MBH	flat front & applied handle, 1 stationery, 1 filing drawer	514	420	567
RA59MBH	recessed front, 1 stationery, 1 filing drawer	514	420	567
BA59MBBB	flat front & applied handle, 3 stationery drawers	514	420	567
RA59MBBB	recessed front, 3 stationery drawers	514	420	567
BA79MBH	flat front & applied handle, 1 stationery, 1 filing drawer	514	420	778
RA79MBH	recessed front, 1 stationery, 1 filing drawer	514	420	778
BA79MBBB	flat front & applied handle, 3 stationery drawers	514	420	778
RA79MBBB	recessed front, 3 stationery drawers	514	420	778



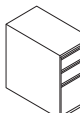
BA50MAAH



RA50MAAH



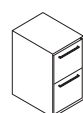
BA70MAAH



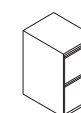
RA70MAAH

10 module high mobile
4.2 - price group **73**

code	description	external height mm	width mm	depth mm
BA50MAAH	flat front & applied handle, 2 personal, 1 filing drawer	564	420	567
RA50MAAH	recessed front, 2 personal, 1 filing drawer	564	420	567
BA70MAAH	flat front & applied handle, 2 personal, 1 filing drawer	564	420	778
RA70MAAH	recessed front, 2 personal, 1 filing drawer	564	420	778



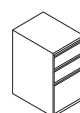
BA52MHHQ



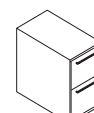
RA52MHHQ



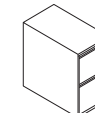
BA52MBBH



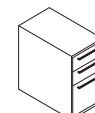
RA52MBBH



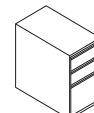
BA72MHHQ



RA72MHHQ



BA72MBBH



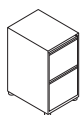
RA72MBBH

12 module high mobile
4.3 - price group **73**

code	description	external height mm	width mm	depth mm
BA52MHHQ	flat front & applied handle, 2 filing drawers with counterbalance	664	420	567
RA52MHHQ	recessed front 2 filing drawers with counterbalance	664	420	567
BA52MBBH	flat front & applied handle, 2 stationery, 1 filing drawer	664	420	567
RA52MBBH	recessed front, 2 stationery, 1 filing drawer	664	420	567
BA72MHHQ	flat front & applied handle, 2 filing drawers with counterbalance	664	420	778
RA72MHHQ	recessed front 2 filing drawers with counterbalance	664	420	778
BA72MBBH	flat front & applied handle, 2 stationery, 1 filing drawer	664	420	778
RA72MBBH	recessed front, 2 stationery, 1 filing drawer	664	420	778



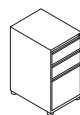
BA52GHHQ



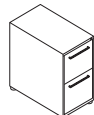
RA52GHHQ



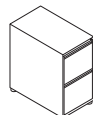
BA52GBBH



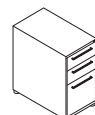
RA52GBBH



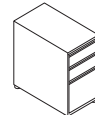
BA72GHHQ



RA72GHHQ



BA72GBBH



RA72GBBH

12 module high freestanding ————— **4.4 - price group** (73)

code	description	external height mm	width mm	depth mm
BA52GHHQ	flat front & applied handle, 2 filing drawers with counterbalance	670 - 705	420	567
RA52GHHQ	recessed front 2 filing drawers with counterbalance	670 - 705	420	567
BA52GBBH	flat front & applied handle, 2 stationery, 1 filing drawer	670 - 705	420	567
RA52GBBH	recessed front, 2 stationery, 1 filing drawer	670 - 705	420	567
BA72GHHQ	flat front & applied handle, 2 filing drawers with counterbalance	670 - 705	420	778
RA72GHHQ	recessed front 2 filing drawers with counterbalance	670 - 705	420	778
BA72GBBH	flat front & applied handle, 2 stationery, 1 filing drawer	670 - 705	420	778
RA72GBBH	recessed front, 2 stationery, 1 filing drawer	670 - 705	420	778

accessories ————— **4.5 - price group** (73)

code	description	pack quantity
LTA4P6	A4 letter tray	6
LTA4P4	A4 letter tray	4
SDDA4P1	A4 system drawer divider	1

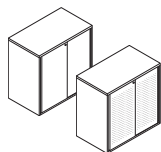
A4 drop-in pentray ————— **4.6 - price group** (73)

drop-in pentrays can be ordered separately
DIP - drop in pentray (A4)

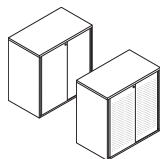
notes

- alternative levelling feet available - contact your Bisley representative for details

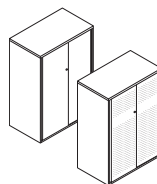




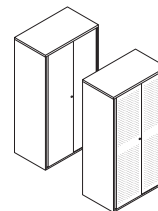
BG20821SDSBST (plain doors)
BG20821PDSBST (perforated doors)
BG20821ADSBST (acoustic doors)



BG20823SDSBST (plain doors)
BG20823PDSBST (perforated doors)
BG20823ADSBST (acoustic doors)



BG20834SDSBST (plain doors)
BG20834PDSBST (perforated doors)
BG20834ADSBST (acoustic doors)



BG20846SDSBST (plain doors)
BG20846PDSBST (perforated doors)
BG20846ADSBST (acoustic doors)

800mm wide

5.1 - price group 37

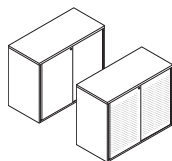
code	description	external height mm	internal height mm
BG20821SDSBST	plain doors, plain back, steel top	747 (743 - 751)**	665
BG20821PDSBST	perforated doors, plain back, steel top	747 (743 - 751)**	665
BG20821ADSBST	acoustic doors, plain back, steel top	747 (743 - 751)**	665
BG20823SDSBST	plain doors, plain back, steel top	819 (807 - 831)*	701
BG20823PDSBST	perforated doors, plain back, steel top	819 (807 - 831)*	701
BG20823ADSBST	acoustic doors, plain back, steel top	819 (807 - 831)*	701
BG20834SDSBST	plain doors, plain back, steel top	1161 (1149 - 1173)*	1043
BG20834PDSBST	perforated doors, plain back, steel top	1161 (1149 - 1173)*	1043
BG20834ADSBST	acoustic doors, plain back, steel top	1161 (1149 - 1173)*	1043
BG20846SDSBST	plain doors, plain back, steel top	1541 (1529 - 1553)*	1423
BG20846PDSBST	perforated doors, plain back, steel top	1541 (1529 - 1553)*	1423
BG20846ADSBST	acoustic doors, plain back, steel top	1541 (1529 - 1553)*	1423

*The height is adjustable by ±12mm (24mm in total)

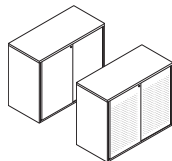
**The height is adjustable by +8mm. Refer to page 54 - unit planning for standard file dimensions

notes

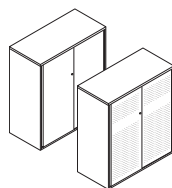
- customers own tops can be specified
- other door options are available (colour inlays) and own fronts
- perforated, acoustic and other back options are available - speak to your Bisley representative for details and pricing



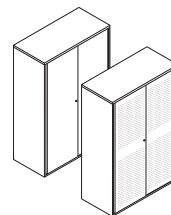
BG21021SDSBST (plain doors)
BG21021PDSBST (perforated doors)
BG21021ADSBST (acoustic doors)



BG21023SDSBST (plain doors)
BG21023PDSBST (perforated doors)
BG21023ADSBST (acoustic doors)



BG21034SDSBST (plain doors)
BG21034PDSBST (perforated doors)
BG21034ADSBST (acoustic doors)



BG21046SDSBST (plain doors)
BG21046PDSBST (perforated doors)
BG21046ADSBST (acoustic doors)

1000mm wide

5.2 - price group 37

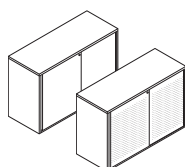
code	description	external height mm	internal height mm
BG21021SDSBST	plain doors, plain back, steel top	747 (743 - 751)**	665
BG21021PDSBST	perforated doors, plain back, steel top	747 (743 - 751)**	665
BG21021ADSBST	acoustic doors, plain back, steel top	747 (743 - 751)**	665
BG21023SDSBST	plain doors, plain back, steel top	819 (807 - 831)*	701
BG21023PDSBST	perforated doors, plain back, steel top	819 (807 - 831)*	701
BG21023ADSBST	acoustic doors, plain back, steel top	819 (807 - 831)*	701
BG21034SDSBST	plain doors, plain back, steel top	1161 (1149 - 1173)*	1043
BG21034PDSBST	perforated doors, plain back, steel top	1161 (1149 - 1173)*	1043
BG21034ADSBST	acoustic doors, plain back, steel top	1161 (1149 - 1173)*	1043
BG21046SDSBST	plain doors, plain back, steel top	1541 (1529 - 1553)*	1423
BG21046PDSBST	perforated doors, plain back, steel top	1541 (1529 - 1553)*	1423
BG21046ADSBST	acoustic doors, plain back, steel top	1541 (1529 - 1553)*	1423

*The height is adjustable by ±12mm (24mm in total)

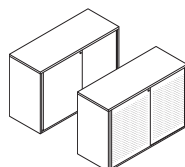
**The height is adjustable by +8mm. Refer to page 54 - unit planning for standard file dimensions

notes

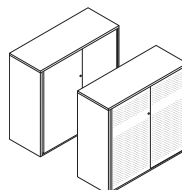
- customers own tops can be specified
- other door options are available (colour inlays) and own fronts
- perforated, acoustic and other back options are available - speak to your Bisley representative for details and pricing



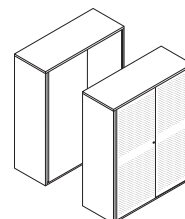
BG21221SDSBST (plain doors)
BG21221PDSBST (perforated doors)
BG21221ADSBST (acoustic doors)



BG21223SDSBST (plain doors)
BG21223PDSBST (perforated doors)
BG21223ADSBST (acoustic doors)



BG21234SDSBST (plain doors)
BG21234PDSBST (perforated doors)
BG21234ADSBST (acoustic doors)



BG21246SDSBST (plain doors)
BG21246PDSBST (perforated doors)
BG21446ADSBST (acoustic doors)

1200mm wide

5.3 - price group 37

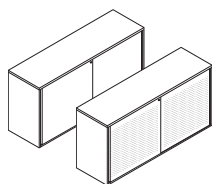
code	description	external height mm	internal height mm
BG21221SDSBST	plain doors, plain back, steel top	747 (743 - 751)**	665
BG21221PDSBST	perforated doors, plain back, steel top	747 (743 - 751)**	665
BG21221ADSBST	acoustic doors, plain back, steel top	747 (743 - 751)**	665
BG21223SDSBST	plain doors, plain back, steel top	819 (807 - 831)*	701
BG21223PDSBST	perforated doors, plain back, steel top	819 (807 - 831)*	701
BG21223ADSBST	acoustic doors, plain back, steel top	819 (807 - 831)*	701
BG21234SDSBST	plain doors, plain back, steel top	1161 (1149 - 1173)*	1043
BG21234PDSBST	perforated doors, plain back, steel top	1161 (1149 - 1173)*	1043
BG21234ADSBST	acoustic doors, plain back, steel top	1161 (1149 - 1173)*	1043
BG21246SDSBST	plain doors, plain back, steel top	1541 (1529 - 1553)*	1423
BG21246PDSBST	perforated doors, plain back, steel top	1541 (1529 - 1553)*	1423
BG21246ADSBST	acoustic doors, plain back, steel top	1541 (1529 - 1553)*	1423

*The height is adjustable by ±12mm (24mm in total)

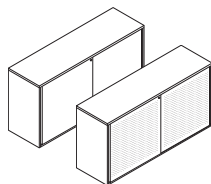
**The height is adjustable by +8mm. Refer to page 54 - unit planning for standard file dimensions

notes

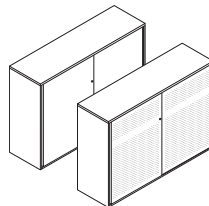
- customers own tops can be specified
- other door options are available (colour inlays) and own fronts
- perforated, acoustic and other back options are available - speak to your Bisley representative for details and pricing



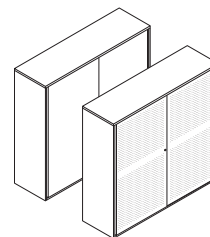
BG21621SDSBST (plain doors)
BG21621PDSBST (perforated doors)
BG21621ADSBST (acoustic doors)



BG21623SDSBST (plain doors)
BG21623PDSBST (perforated doors)
BG21623ADSBST (acoustic doors)



BG21634SDSBST (plain doors)
BG21634PDSBST (perforated doors)
BG21634ADSBST (acoustic doors)



BG21646SDSBST (plain doors)
BG21646PDSBST (perforated doors)
BG21646ADSBST (acoustic doors)

1600mm wide

5.4 - price group **37**

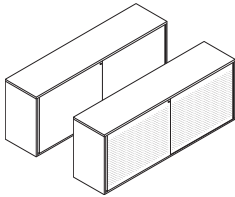
code	description	external height mm	internal height mm
BG21621SDSBST	plain doors, plain back, steel top	747 (743 - 751)**	665
BG21621PDSBST	perforated doors, plain back, steel top	747 (743 - 751)**	665
BG21621ADSBST	acoustic doors, plain back, steel top	747 (743 - 751)**	665
BG21623SDSBST	plain doors, plain back, steel top	819 (807 - 831)*	701
BG21623PDSBST	perforated doors, plain back, steel top	819 (807 - 831)*	701
BG21623ADSBST	acoustic doors, plain back, steel top	819 (807 - 831)*	701
BG21634SDSBST	plain doors, plain back, steel top	1161 (1149 - 1173)*	1043
BG21634PDSBST	perforated doors, plain back, steel top	1161 (1149 - 1173)*	1043
BG21634ADSBST	acoustic doors, plain back, steel top	1161 (1149 - 1173)*	1043
BG21646SDSBST	plain doors, plain back, steel top	1541 (1529 - 1553)*	1423
BG21646PDSBST	perforated doors, plain back, steel top	1541 (1529 - 1553)*	1423
BG21646ADSBST	acoustic doors, plain back, steel top	1541 (1529 - 1553)*	1423

*The height is adjustable by ±12mm (24mm in total)

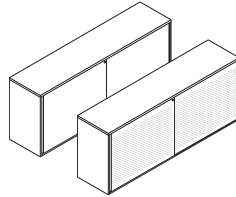
**The height is adjustable by +8mm. Refer to page 54 - unit planning for standard file dimensions

notes

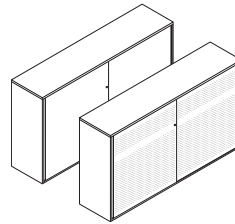
- customers own tops can be specified
- other door options are available (colour inlays) and own fronts
- perforated, acoustic and other back options are available - speak to your Bisley representative for details and pricing



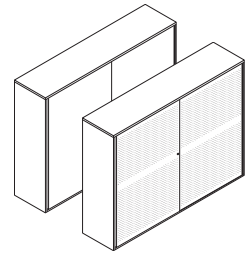
BG22021SDSBST (plain doors)
BG22021PDSBST (perforated doors)
BG22021ADSBST (acoustic doors)



BG22023SDSBST (plain doors)
BG22023PDSBST (perforated doors)
BG22023ADSBST (acoustic doors)



BG22034SDSBST (plain doors)
BG22034PDSBST (perforated doors)
BG22034ADSBST (acoustic doors)



BG22046SDSBST (plain doors)
BG22046PDSBST (perforated doors)
BG22046ADSBST (acoustic doors)

2000mm wide

5.5 - price group 37

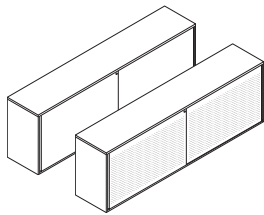
code	description	external height mm	internal height mm
BG22021SDSBST	plain doors, plain back, steel top	747 (743 - 751)**	665
BG22021PDSBST	perforated doors, plain back, steel top	747 (743 - 751)**	665
BG22021ADSBST	acoustic doors, plain back, steel top	747 (743 - 751)**	665
BG22023SDSBST	plain doors, plain back, steel top	819 (807 - 831)*	701
BG22023PDSBST	perforated doors, plain back, steel top	819 (807 - 831)*	701
BG22023ADSBST	acoustic doors, plain back, steel top	819 (807 - 831)*	701
BG22034SDSBST	plain doors, plain back, steel top	1161 (1149 - 1173)*	1043
BG22034PDSBST	perforated doors, plain back, steel top	1161 (1149 - 1173)*	1043
BG22034ADSBST	acoustic doors, plain back, steel top	1161 (1149 - 1173)*	1043
BG22046SDSBST	plain doors, plain back, steel top	1541 (1529 - 1553)*	1423
BG22046PDSBST	perforated doors, plain back, steel top	1541 (1529 - 1553)*	1423
BG22046ADSBST	acoustic doors, plain back, steel top	1541 (1529 - 1553)*	1423

*The height is adjustable by ±12mm (24mm in total)

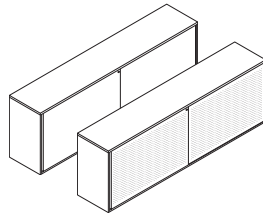
**The height is adjustable by +8mm. Refer to page 54 - unit planning for standard file dimensions

notes

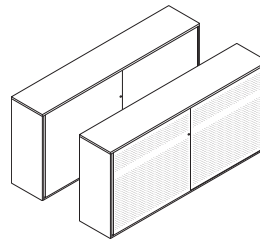
- customers own tops can be specified
- other door options are available (colour inlays) and own fronts
- perforated, acoustic and other back options are available - speak to your Bisley representative for details and pricing



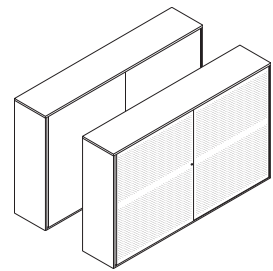
BG22421SDSBST (plain doors)
BG22421PDSBST (perforated doors)
BG22421ADSBST (acoustic doors)



BG22423SDSBST (plain doors)
BG22423PDSBST (perforated doors)
BG22423ADSBST (acoustic doors)



BG22434SDSBST (plain doors)
BG22434PDSBST (perforated doors)
BG22434ADSBST (acoustic doors)



BG22446SDSBST (plain doors)
BG22446PDSBST (perforated doors)
BG22446ADSBST (acoustic doors)

2400mm wide

5.6 - price group **37**

code	description	external height mm	internal height mm
BG22421SDSBST	plain doors, plain back, steel top	747 (743 - 751)**	665
BG22421PDSBST	perforated doors, plain back, steel top	747 (743 - 751)**	665
BG22421ADSBST	acoustic doors, plain back, steel top	747 (743 - 751)**	665
BG22423SDSBST	plain doors, plain back, steel top	819 (807 - 831)*	701
BG22423PDSBST	perforated doors, plain back, steel top	819 (807 - 831)*	701
BG22423ADSBST	acoustic doors, plain back, steel top	819 (807 - 831)*	701
BG22434SDSBST	plain doors, plain back, steel top	1161 (1149 - 1173)*	1043
BG22434PDSBST	perforated doors, plain back, steel top	1161 (1149 - 1173)*	1043
BG22434ADSBST	acoustic doors, plain back, steel top	1161 (1149 - 1173)*	1043
BG22446SDSBST	plain doors, plain back, steel top	1541 (1529 - 1553)*	1423
BG22446PDSBST	perforated doors, plain back, steel top	1541 (1529 - 1553)*	1423
BG22446ADSBST	acoustic doors, plain back, steel top	1541 (1529 - 1553)*	1423

*The height is adjustable by ±12mm (24mm in total)

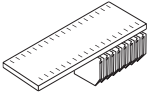
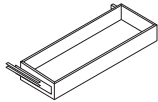
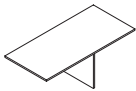



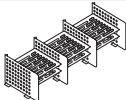
**The height is adjustable by +8mm. Refer to page 54 - unit planning for standard file dimensions

notes

- customers own tops can be specified
- other door options are available (colour inlays) and own fronts
- perforated, acoustic and other back options are available - speak to your Bisley representative for details and pricing

internal options

5.7 - price group 37

internals	code	description	width mm
	G2IC08SSUPS	slotted shelf with undershelf filing	800
	G2IC10SSUPS	slotted shelf with undershelf filing	1000
	G2IC12SSUPS	slotted shelf with undershelf filing	1200
	G2IC08RFPS	roll out filing frame	800
	G2IC10RFPS	roll out filing frame	1000
	G2IC12RFPS	roll out filing frame	1200
	G2DB08	drawer Base (includes 3 drawer dividers)	800
	G2DB10	drawer Base (includes 3 drawer dividers)	1000
	G2DB12	drawer Base (includes 3 drawer dividers) to fit into roll out filing frame (89mm high)	1200
	G2DBDVP3PS	drawer base divider (pack of 3)	
	G2IC21A408SSUPS	21 module unit shelf	800
	G2IC21A410SSUPS	21 module unit shelf	1000
	G2IC21A412SSUPS	21 module unit shelf allows 2 rows of A4 vertical filing for the 21mod unit	1200
	DSB4	drop In Storage Bin to fit into roll out filing frame (181mm wide x 246mm high)	
	TWSHDVP4PS	metal shelf dividers (pack of 4)	
	TWISP6PS	plastic intershelves - (pack of 6) to make pigeon hole arrangement	
	TWSHDVP4PS TWISP6PS	pigeon hole set	

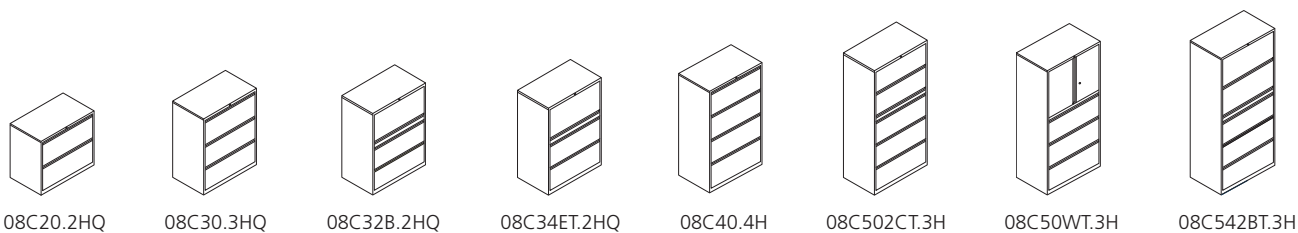
All internals supplied are supplied in BLACK (except plastic shelf dividers & pigeon hole set supplied in translucent plastic)

Safety Warning

Pull out elements should only be fitted in the lower half of the cabinet.

notes



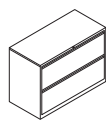


800mm wide, 470mm deep

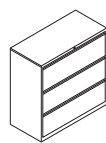
6.1 - price group **64**

code	description	external height mm
08C20.2HQ	two 12" drawers including file bars and counterbalance	705 (693 - 717)*
08C30.3HQ	three 12" drawers including file bar and counterbalance	1010 (997 - 1021)*
08C32B.2HQ IC08NBSPS	15" flipper & two 12" drawers including file bars and counterbalance narrow basic shelf	1085 (1073 - 1097)*
08C34ET.2HQ	16.5" flipper, tie bar & two 12" drawers including file bars and counterbalance	1160 (1149 - 1173)*
08C40.4H	four 12" drawers including file bars	1315 (1301 - 1325)*
08C502CT.3H (2x) IC08LRFPS	two 12" flippers, tie bar & three 12" drawers including file bars lateral rail (for 12" flipper)	1655 (1643 - 1667)*
08C50WT.3H IC08BSPS:T5	24" doors, tie bar & three 12" drawers including file bars basic shelf	1655 (1643 - 1667)*
08C542BT.3H IC08NBSPS	two 15" flippers, tie bar & three 12" drawers including file bars narrow basic shelf	1807 (1795 - 1819)*

*The height is adjustable by ± 12 mm (24mm in total)



09C20.2HQ

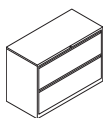


09C30.3HQ

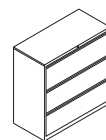
900mm wide, 470mm deep

6.2 - price group (64)

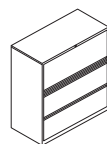
code	description	external height mm
09C20.2HQ	two 12" drawers including file bars and counterbalance	705 (693 - 717)*
09C30.3HQ	three 12" drawers including file bars and counterbalance	1010 (997 - 1021)*



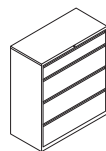
10C20.2HQ



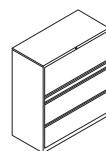
10C30.3HQ



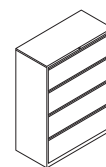
10C32B.2HQ



10C34L.3HQ



10C34ET.2HQ

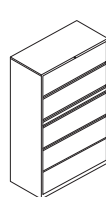


10C40.4H

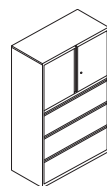
1000mm wide, 470mm deep

6.3 - price group (64)

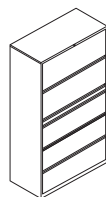
code	description	external height mm
10C20.2HQ	two 12" drawers including file bars and counterbalance	705 (693 - 717)*
10C30.3HQ	three 12" drawers including file bars and counterbalance	1010 (997 - 1021)*
10C32B.2HQ	15" flipper & two 12" drawers including file bars and counterbalance	1085 (1073 - 1097)*
IC10NBSPS	narrow basic shelf	
10C34L.3HQ	6" drawer & three 12" drawers including file bars and counterbalance	1160 (1149 - 1173)*
IAD6P3PS	Drawer dividers (pack of 3)	
10C34ET.2HQ	16.5" flipper, tie bar & two 12" drawers including file bars and counterbalance	1160 (1149 - 1173)*
10C40.4H	four 12" drawers including file bars	1315 (1301 - 1325)*



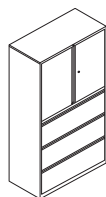
10C502CT.3H



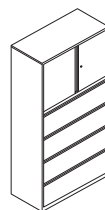
10C50WT.3H



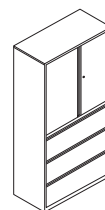
10C542BT.3H



10C54ST.3H



10C60WT.4H



10C60XT.3H

1000mm wide, 470mm deep

6.3 - price group

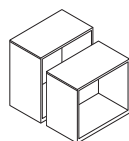
64

code	description	external height mm
10C502CT.3H (2x) IC10LRFPS	two 12" flippers, tie bar & three 12" drawers including file bars lateral rail (for 12" flipper)	1655 (1643 - 1667)*
10C50WT.3H IC10BSPS:T5	24" doors, tie bar & three 12" drawers including file bars basic shelf	1655 (1643 - 1667)*
10C542BT.3H IC10NBSPS	two 15" flippers, tie bar & three 12" drawers including file bars narrow basic shelf	1807 (1795 - 1819)*
10C54ST.3H IC10BSPS:T5	30" doors, tie bar & three 12" drawers including file bars basic shelf	1807 (1795 - 1819)*
10C60WT.4H IC10BSPS:T5	24" doors, tie bar & four 12" drawers including file bars basic shelf	1960 (1947 - 1971)*
10C60XT.3H (2x) IC10BSPS:T5	36" doors, tie bar & three 12" drawers including file bars basic shelf	1960 (1947 - 1971)*

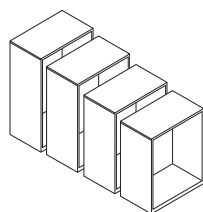
*The height is adjustable by ±12mm (24mm in total)

add your own configurations

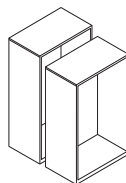
code	description



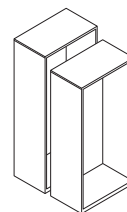
08C24/08C20



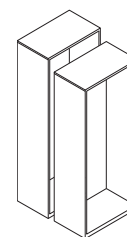
08C36/08C34/08C32/08C30



08C43/08C40



08C54/08C50

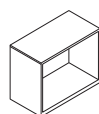


08C64/08C60

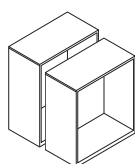
800mm wide, 470mm deep carcasses

6.4 - price group 64

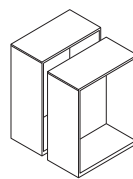
code	external height mm	internal height mm	notes
08C20	705 (693 - 717)*	610 (24")	specify a counterbalance if any pull-out elements are fitted
08C24	857 (845 - 869)*	762 (30")	
08C30	1010 (997 - 1021)*	914 (36")	
08C32	1085 (1073 - 1097)*	990 (39")	
08C34	1160 (1149 - 1173)*	1066 (42")	
08C36	1237 (1225 - 1249)*	1142 (45")	
08C40	1315 (1301 - 1325)*	1218 (48")	tie bar is included in the carcase price
08C43	1430 (1415 - 1439)*	1332 (52.5")	
08C50	1655 (1643 - 1667)*	1560 (61.5")	
08C54	1807 (1795 - 1819)*	1712 (67.5")	
08C60	1960 (1947 - 1971)*	1864 (73.5")	
08C64	2111 (2099 - 2123)*	2016 (79.5")	



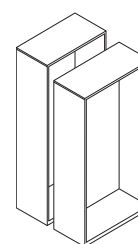
09C20



09C32/09C30



09C36/09C34



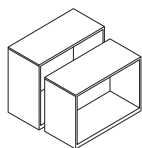
09C64/09C60

900mm wide, 470mm deep carcasses

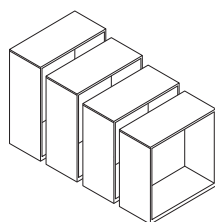
6.5 - price group 64

code	external height mm	internal height mm	notes
09C20	705 (693 - 717)*	610 (24")	specify a counterbalance if any pull-out elements are fitted
09C30	1010 (997 - 1021)*	914 (36")	
09C32	1085 (1073 - 1097)*	990 (39")	
09C34	1160 (1149 - 1173)*	1066 (42")	
09C36	1237 (1225 - 1249)*	1142 (45")	
09C60	1960 (1947 - 1971)*	1864 (73.5")	tie bar is included in the carcase price
09C64	2111 (2099 - 2123)*	2016 (79.5")	

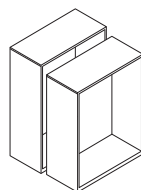
*The height is adjustable by ± 12 mm (24mm in total)



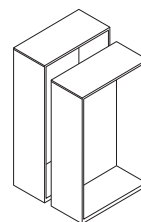
10C24/10C20



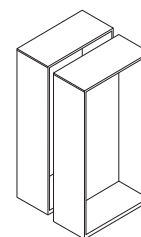
10C36/10C34/10C32/10C30



10C43/10C40



10C54/10C50



10C64/10C60

1000mm wide, 470mm deep carcasses

6.6 - price group 64

code	external height mm	internal height mm	notes
10C20	705 (693 - 717)*	610 (24")	specify a counterbalance if any pull-out elements are fitted
10C24	857 (845 - 869)*	762 (30")	
10C30	1010 (997 - 1021)*	914 (36")	
10C32	1085 (1073 - 1097)*	990 (39")	
10C34	1160 (1149 - 1173)*	1066 (42")	
10C36	1237 (1225 - 1249)*	1142 (45")	tie bar is included in the carcase price
10C40	1315 (1301 - 1325)*	1218 (48")	
10C43	1430 (1415 - 1439)*	1332 (52.5")	
10C50	1655 (1643 - 1667)*	1560 (61.5")	
10C54	1807 (1795 - 1819)*	1712 (67.5")	
10C60	1960 (1947 - 1971)*	1864 (73.5")	
10C64	2111 (2099 - 2123)*	2016 (79.5")	

1 2 3 4 5 6 - 15

1 0 C 2 0 * * *

1&2 width

10 = 1000mm wide

3 Type of Unit

C = combination unit

4&5 internal height

4 - number of major increments (304mm)

5 - number of minor increments (38mm)

6-15 closures

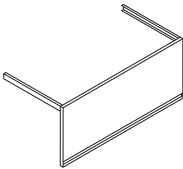
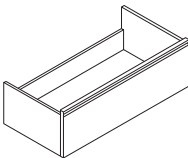
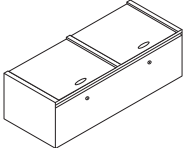
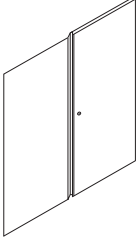
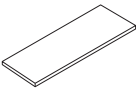
notes & safety warnings

- It is recommended that all cabinets below 1300mm high which include pull-out elements, should be fitted with a counterbalance.
- See next page for closure options, these are always specified from the top down.
- All combination units over 1600mm are automatically supplied with a Tie Bar Shelf which is included in the price of the carcase. Tie Bar Shelves are fitted in the top half of the carcase as close as possible to the centre.

See page 58 for details regarding the codes

closures

6.7 - price group (64)

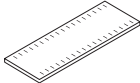
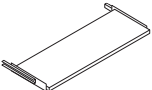
closures	code	description	width mm	height mm
 <p>flipper</p> <p>internal dimensions depth: 430mm width: 800 = 760mm 900 = 860mm 1000 = 960mm</p>	E	16.5" flipper SoftClose as standard	800 900 1000	418 (392)**
	B	15" flipper SoftClose as standard	800 900 1000	380 (354)**
	M	13.5" flipper SoftClose as standard	800 900 1000	342 (316)
	C	12" flipper SoftClose as standard	800 900 1000	304 (278)**
 <p>drawer</p> <p>internal dimensions depth: 406mm width: 800 = 720mm 900 = 820mm 1000 = 920mm</p>	G	15" drawer slotted base for plastic dividers	800 900 1000	380 (365)***
	O	13.5" drawer slotted base for plastic dividers	800 900 1000	342 (327)***
	H	12" drawer slotted base for plastic dividers	800 900 1000	304 (289)***
	J	10.5" drawer slotted base for plastic dividers	800 900 1000	267 (259)***
	K	9" drawer slotted base for plastic dividers	800 900 1000	228 (213)***
	#	7.5" drawer slotted base for plastic dividers	800 900 1000	190 (175)***
	L	6" drawer slotted base for metal dividers	800 900 1000	152 (141)***
	•	factory fitted file bars'see next page for prices.		
	P	12" DrawerSpace™ drawer two individually locking compartments	800 900 1000	304 (250)***
 <p>doors</p>	Y	48" doors	800 900 1000	1218
	X	36" doors	800 900 1000	914
	S	30" doors	800 900 1000	760
	W	24" doors	800 900 1000	610
	N	no closure	—	—
 <p>fixed tie bar shelf</p>	T	fixed tie bar shelf* (should be fitted in the top half of the carcass as close as possible to the centre)	800 900 1000	38

* Factory fitted file bars (denoted by '.' before appropriate drawer(s) added to product code)
*When determining carcass height allow 1.5" (38mm) for tie bar and pull out reference shelf

**Internal usable height (excluding internal shelf)
***Internal drawer height

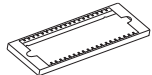
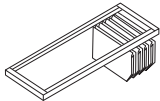

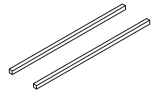
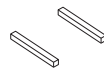
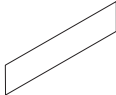
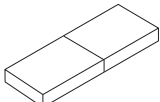
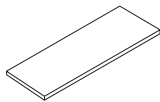
closures

6.7 - price group 64

closures	code	description	width mm	height mm
 fixed slotted tie bar shelf	U	fixed slotted tie bar shelf* (see page 28 for shelf dividers) slotted for plastic dividers	800 900 1000	38
 pull-out reference shelf	R	pull-out reference shelf* to replace tie bar shelf where required	800 900 1000	38

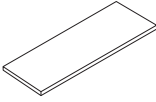
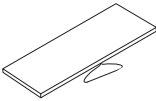
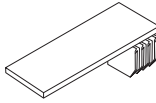
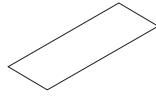

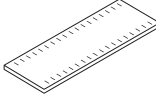
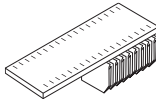
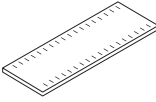

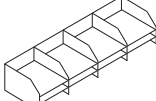
internal options

6.8 - price group 64

internals	code	description	width mm
	ICCDR6P1PS ICCDR6P5PS ICCDR6P6PS ICCDR75P1PS ICCDR75P5PS ICCDR75P6PS	cd rack for 6" drawer (pack of 1) cd rack for 6" drawer (pack of 5) cd rack for 6" drawers (pack of 6) cd rack for 7.5" drawer (pack of 1) cd rack for 7.5" drawer (pack of 5) cd rack for 7.5" drawer (pack of 6)	- - - - - -
	IC08LRFPS IC09LRFPS IC10LRFPS	lateral rail for 12" flipper allow 286mm for conventional filing pockets and 304mm for computer printout binders	800 900 1000
	IC08LRPS IC09LRPS IC10LRPS	lateral rail allow 286mm for conventional filing pockets and 304mm for computer printout binders	800 900 1000
	BLFCHAPS	external plastic label holder	-
	IC08FBPS IC09FBPS IC10FBPS	file bars (pair) for side to side filing (factory fitted, denoted by '.' before appropriate drawer(s) added to product code)	800 900 1000
	ICCRPS	cross rails (pair) for front to back filing (also specify file bars as required, one pair of cross rails is required for each row of front to back filing)	-
	IAIFPJ08PS IAIFPJ09PS IAIFPJ10PS	back panel for 267mm (10.5") - drawer (factory fitted)	800 900 1000
	IAIFPH08PS IAIFPH09PS IAIFPH10PS	back panel for 304mm (12") - drawer (factory fitted)	800 900 1000
	IAIFPG08PS IAIFPG09PS IAIFPG10PS	back panel for 380mm (15") - drawer (factory fitted)	800 900 1000
	IACB08PS IACB09PS IACB10PS	counterbalance (factory fitted, suffix 'Q' added to product code)	800 900 1000
	IC08NBSPS IC09NBSPS IC10NBSPS	narrow basic shelf (for use behind flipper) - 25mm thick allow 25mm for the shelf, plus an allowance for the maximum height to be stored on the shelf	800 900 1000

internal options

6.8 - price group 64

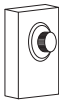
internals	code	description	width mm
	IC08BSPS:T5	basic shelf - 27.5mm thick	800
	IC09BSPS:T5	allow 27.5mm for the shelf, plus an allowance for the	900
	IC10BSPS:T5	maximum height to be stored on the shelf	1000
	IC08CRPS	shelf with coat rail front to back	800
	IC09CRPS		900
	IC10CRPS		1000
	CAPCHP4PS	captive coat hangers (pack of 4)	-
	IC08BSUPS	basic shelf with undershelf filing - 27.5mm thick	800
	IC09BSUPS	allow 27.5mm for the shelf and 285mm below for filing	900
	IC10BSUPS	pockets, plus an allowance for the maximum height to be stored on the shelf	1000
	IC08DDPPS	security drawer divider plate**	800
	IC09DDPPS	(factory fitted)	900
	IC10DDPPS		1000
	IAD6P3PS	dividers for 6" drawers (pack of 3)	-
	IC08SSPDPS:T5	slotted shelf - 27.5mm thick	800
	IC09SSPDPS:T5	slotted for plastic dividers	900
	IC10SSPDPS:T5	allow 27.5mm for the shelf, plus an allowance for the maximum height to be stored or 152mm for dividers	1000
	IC08SSUPDPS:T5	slotted shelf with undershelf filing - 27.5mm thick	800
	IC09SSUPDPS:T5	slotted for plastic dividers	900
	IC10SSUPDPS:T5	allow 27.5mm for the shelf, plus an allowance for the maximum height to be stored or 152mm for dividers and 286mm for conventional filing pockets	1000
	IC08NSSPDPS	narrow slotted shelf - 25mm thick	800
	IC09NSSPDPS	slotted for plastic dividers	900
	IC10NSSPDPS	allow 25mm for the shelf, plus an allowance for the maximum height to be stored or 152mm for dividers	1000
	SHDV64P5PS	plastic dividers for slotted shelves & drawers (pack of 5) allow 152mm for height of dividers	
	PGNHLESET*	pigeon hole set Pigeon hole set contains: 5 plastic dividers, 8 plastic intermediate shelves and 4 plastic back plates (slotted shelf not included) allow 152mm for height of dividers	

All internals are supplied in BLACK (except plastic shelf dividers & pigeon hole set supplied in translucent plastic)

*Price Group 50

** 12" drawer has a reduced internal depth and will not accommodate A4 Lever Arch Files (spine up)

combination security locking bar (factory fitted) - for added security ————— **6.9 - price group 64**

	available carcase sizes	codes*
	08C20, 09C20, 10C20	08S20, 09S20, 10S20
	08C30, 09C30, 10C30	08S30, 09S30, 10S30
	08C40, 10C40	08S40, 10S40
	Replace 3rd letter C with S e.g. 08C30.3HQ 08S30.3HQ	
*Digital combination locking bars are factory fitted.		

individually locking closures ————— **6.10 - price group 64**

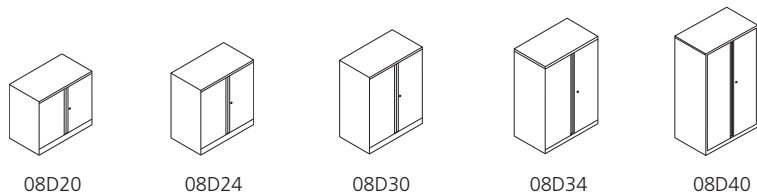
Replace 3rd letter C with L e.g. 08C30.3HQ 08L30.3HQ
It is recommended that security drawer divider plates are specified for complete drawer security. These are now factory fitted on request. speak to your Bisley sales manager for possible configurations/codes.

Safety Warning

It is recommended that all cabinets below 1300mm high should be fitted with a counterbalance if any pull-out elements are fitted.

notes

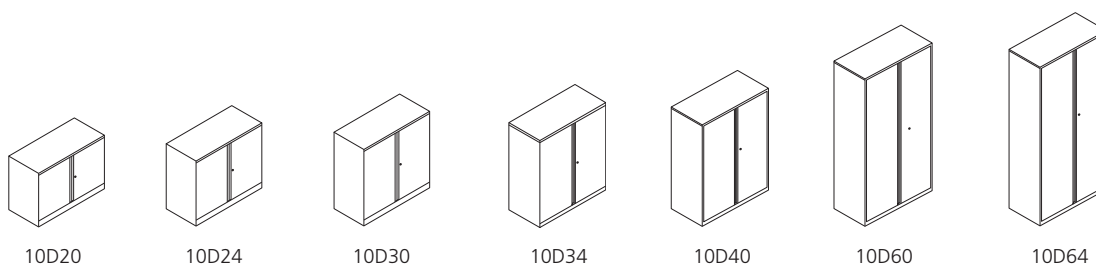




800mm wide, 470mm deep

7.1 - price group 64

code	description	external height mm
08D20 IC08BSPS:T5	two door unit basic shelf	705 (693 - 717)*
08D24 IC08BSPS:T5	two door unit basic shelf	857 (845 - 869)*
08D30 (2x) IC08BSPS:T5	two door unit basic shelf	1010 (997 - 1021)*
08D34 (2x) IC08BSPS:T5	two door unit basic shelf	1160 (1149 - 1173)*
08D40 (3x) IC08BSPS:T5	two door unit basic shelf	1315 (1301 - 1325)*

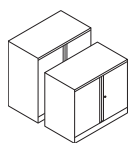


1000mm wide, 470mm deep

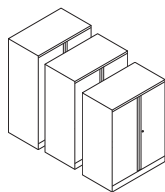
7.2 - price group 64

code	description	external height mm
10D20 IC10BSPS:T5	two door unit basic shelf	705 (693 - 717)*
10D24 IC10BSPS:T5	two door unit basic shelf	857 (845 - 869)*
10D30 (2x) IC10BSPS:T5	two door unit basic shelf	1010 (997 - 1021)*
10D34 (2x) IC10BSPS:T5	two door unit basic shelf	1160 (1149 - 1173)*
10D40 (3x) IC10BSPS:T5	two door unit basic shelf	1315 (1301 - 1325)*
10D60 (4x) IC10BSPS:T5	two door unit basic shelf	1960 (1947 - 1971)*
10D64 (5x) IC10BSPS:T5	two door unit basic shelf	2111 (2099 - 2123)*

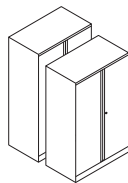
*The height is adjustable by ± 12 mm (24mm in total)



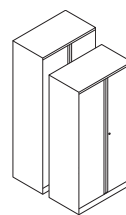
08D24/08D20



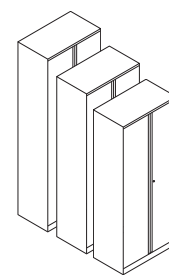
08D36/08D34/08D32/08D30



08D43/08D40



08D54/08D50

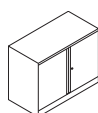


08D70/08D64/08D60

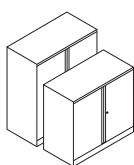
800mm wide, 470mm deep two door units ————— **7.3 - price group (64)**

code	external height mm	internal height mm	notes
08D20	705 (693 - 717)*	610 (24")	
08D24	857 (845 - 869)*	762 (30")	
08D30	1010 (997 - 1021)*	914 (36")	
08D32	1085 (1073 - 1097)*	990 (39")	
08D34	1160 (1149 - 1173)*	1066 (42")	
08D36	1237 (1225 - 1249)*	1142 (45")	
08D40	1315 (1301 - 1325)*	1218 (48")	
08D43	1430 (1415 - 1439)*	1332 (52.5")	
08D50	1655 (1643 - 1667)*	1560 (61.5")	
08D54	1807 (1795 - 1819)*	1712 (67.5")	
08D60	1960 (1947 - 1971)*	1864 (73.5")	
08D64	2111 (2099 - 2123)*	2016 (79.5")	
08D70	2263 (2251 - 2275)*	2168 (85.5")	

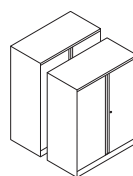
Internal dimensions: 760mm wide, 430mm deep



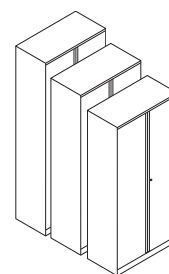
09D20



09D32/09D30



09D36/09D34



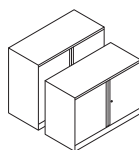
09D70/09D64/09D60

900mm wide, 470mm deep two door units ————— **7.4 - price group (64)**

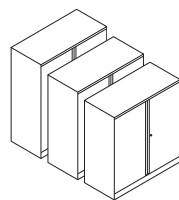
code	external height mm	internal height mm	notes
09D20	705 (693 - 717)*	610 (24")	
09D30	1010 (997 - 1021)*	914 (36")	
09D32	1085 (1073 - 1097)*	990 (39")	
09D34	1160 (1149 - 1173)*	1066 (42")	
09D36	1237 (1225 - 1249)*	1142 (45")	
09D60	1960 (1947 - 1971)*	1864 (73.5")	
09D64	2111 (2099 - 2123)*	2016 (79.5")	
09D70	2263 (2251 - 2275)*	2168 (85.5")	

Internal dimensions: 860mm wide, 430mm deep

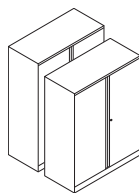
*The height is adjustable by ± 12 mm (24mm in total)



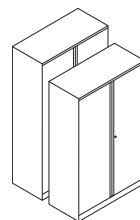
10D24/10D20



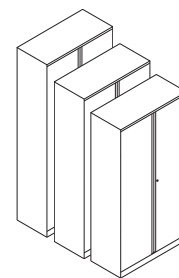
10D36/10D34/10D32/10D30



10D43/10D40



10D54/10D50



10D70/10D64/10D60

1000mm wide, 470mm deep two door units — 7.5 - price group (64)

code	external height mm	internal height mm	notes
10D20	705 (693 - 717)*	610 (24")	
10D24	857 (845 - 869)*	762 (30")	
10D30	1010 (997 - 1021)*	914 (36")	
10D32	1085 (1073 - 1097)*	990 (39")	
10D34	1160 (1149 - 1173)*	1066 (42")	
10D36	1237 (1225 - 1249)*	1142 (45")	
10D40	1315 (1301 - 1325)*	1218 (48")	
10D43	1430 (1415 - 1439)*	1332 (52.5")	
10D50	1655 (1643 - 1667)*	1560 (61.5")	
10D54	1807 (1795 - 1819)*	1712 (67.5")	
10D60	1960 (1947 - 1971)*	1864 (73.5")	
10D64	2111 (2099 - 2123)*	2016 (79.5")	
10D70	2263 (2251 - 2275)*	2168 (85.5")	

Internal dimensions: 960mm wide, 430mm deep

-1 special instruction

X = no doors

1&2 width

10 = 1000mm wide

3 type of unit

D = two door unit

4&5 internal height

4 - number of major increments (304mm)

5 - number of minor increments (38mm)

-1 1 2 3 4 5
X 1 0 D 2 0

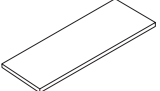
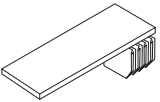
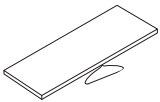
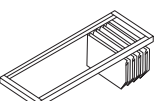
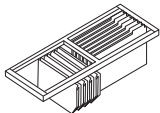

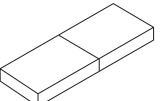
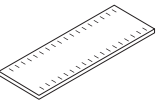
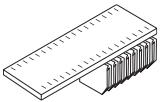
notes & safety warnings

- See next page for internals

See page 58 for details regarding the codes

internal options

7.6 - price group 64

internals	code	description	width mm
	IC08NBSPS IC09NBSPS IC10NBSPS	narrow basic shelf - 25mm thick allow 25mm for the shelf, plus an allowance for the maximum height to be stored on the shelf	800 900 1000
	IC08BSPS:T5 IC09BSPS:T5 IC10BSPS:T5	basic shelf - 27.5mm thick allow 27.5mm for the shelf, plus an allowance for the maximum height to be stored on the shelf	800 900 1000
	IC08BSUPS IC09BSUPS IC10BSUPS	basic shelf with undershelf filing - 27.5mm thick allow 27.5mm for the shelf and 285mm below for filing pockets, plus an allowance for the maximum height to be stored on the shelf	800 900 1000
	IC08CRPS IC09CRPS IC10CRPS CAPCHP4PS	shelf with coat rail front to back captive coat hangers (pack of 4)	800 900 1000 -
	IC08LRPS IC09LRPS IC10LRPS	lateral rail allow 286mm for conventional filing pockets and 304mm for computer printout binders	800 900 1000
	IC08RFPS IC09RFPS IC10RFPS	roll-out filing frame allow 286mm for conventional filing pockets and 304mm for computer printout binders	800 900 1000
	ICCRPS	cross rails (pair) for front to back suspension filing in filing frames and roll-out filing frames (one pair required for each row of front to back filing)	
	IACB08PS IACB09PS IACB10PS	counterbalance (factory fitted, suffix 'Q' added to product code)	800 900 1000
	IC08SSPDPS:T5 IC09SSPDPS:T5 IC10SSPDPS:T5	new slotted shelf - 27.5mm thick slotted for plastic dividers allow 27.5mm for the shelf, plus an allowance for the maximum height to be stored or 152mm for dividers	800 900 1000
	IC08SSUPDPS:T5 IC09SSUPDPS:T5 IC10SSUPDPS:T5	new slotted shelf with undershelf filing - 27.5mm thick slotted for plastic dividers allow 27.5mm for the shelf, plus an allowance for the maximum height to be stored or 152mm for dividers and 286mm for conventional filing pockets	800 900 1000

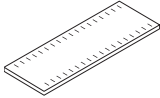

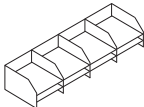
All internals are supplied in BLACK (except plastic shelf dividers & pigeon hole set supplied in translucent plastic)

Safety Warning

It is recommended that all cabinets below 1300mm high should be fitted with a counterbalance if any pull out elements are fitted. Pull out elements should only be fitted in the lower half of the cabinet.

internal options

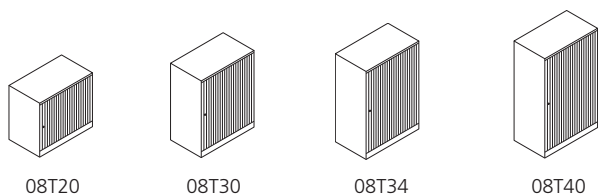
7.6 - price group 64

internals	code	description	width mm
	IC08NSSPDPS	narrow slotted shelf - 25mm thick	800
	IC09NSSPDPS	slotted for plastic dividers	900
	IC10NSSPDPS	allow 25mm for the shelf, plus an allowance for the maximum height to be stored or 152mm for dividers	1000
	SHDV64P5PS	plastic shelf dividers (pack of 5) allow 152mm for height of dividers	
	PGNHLESET*	pigeon hole set Pigeon hole set contains: 5 plastic dividers, 8 plastic intermediate shelves and 4 plastic back plates (slotted shelf not included) allow 152mm for height of dividers	

* Price Group 50

notes

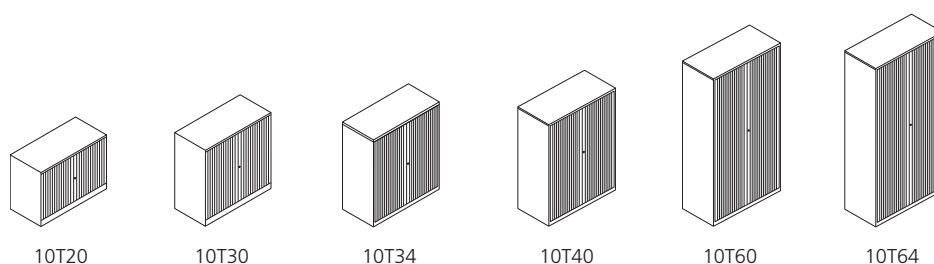




800mm wide, 470mm deep

8.1 - price group 64

code	description	external height mm
08T20 IT08BSPS:T5	tambour unit (single shutter) basic shelf	705 (693 - 717)*
08T30 (2x) IT08BSPS:T5	tambour units (single shutter) basic shelf	1010 (997 - 1021)*
08T34 (2x) IT08BSPS:T5	tambour unit (single shutter) basic shelf	1160 (1149 - 1173)*
08T40 (3x) IT08BSPS:T5	tambour unit (single shutter) basic shelf	1315 (1301 - 1325)*

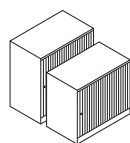


1000mm wide, 470mm deep

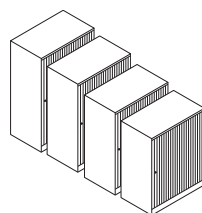
8.2 - price group 64

code	description	external height mm
10T20 IT10BSPS:T5	tambour unit basic shelf	705 (693 - 717)*
10T30 (2x) IT10BSPS:T5	tambour unit basic shelf	1010 (997 - 1021)*
10T34 (2x) IT10BSPS:T5	tambour unit basic shelf	1160 (1149 - 1173)*
10T40 (3x) IT10BSPS:T5	tambour unit basic shelf	1315 (1301 - 1325)*
10T60 (4x) IT10BSPS:T5	tambour unit basic shelf	1960 (1947 - 1971)*
10T64 (5x) IT10BSPS:T5	tambour unit basic shelf	2111 (2099 - 2123)*

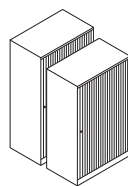
*The height is adjustable by ± 12 mm (24mm in total)



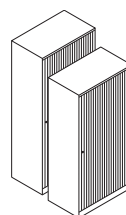
08T24/08T20



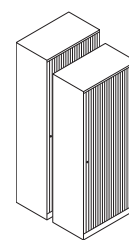
08T36/08T34/08T32/08T30



08T43/08T40



08T54/08T50



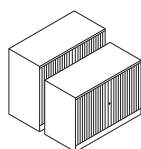
08T64/08T60

800mm wide, 470mm deep

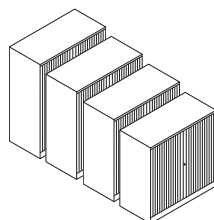
8.3 - price group 64

code	external height mm	internal height mm	notes
08T20	705 (693 - 717)*	610 (24")	
08T24	857 (845 - 869)*	762 (30")	
08T30	1010 (997 - 1021)*	914 (36")	
08T32	1085 (1073 - 1097)*	990 (39")	
08T34	1160 (1149 - 1173)*	1066 (42")	
08T36	1237 (1225 - 1249)*	1142 (45")	
08T40	1315 (1301 - 1325)*	1218 (48")	
08T43	1430 (1415 - 1439)*	1332 (52.5")	
08T50	1655 (1643 - 1667)*	1560 (61.5")	
08T54	1807 (1795 - 1819)*	1712 (67.5")	
08T60	1960 (1947 - 1971)*	1864 (73.5")	
08T64	2111 (2099 - 2123)*	2016 (79.5")	

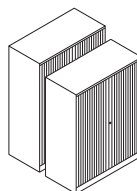
Internal dimensions: 710mm wide, 430mm deep



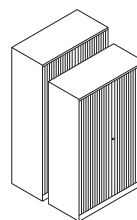
10T24/10T20



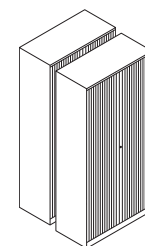
10T36/10T34/10T32/10T30



10T43/10T40



10T54/10T50



10T64/10T60

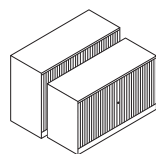
1000mm wide, 470mm deep

8.4 - price group 64

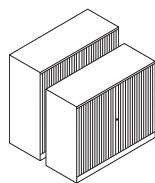
code	external height mm	internal height mm	notes
10T20	705 (693 - 717)*	610 (24")	
10T24	857 (845 - 869)*	762 (30")	
10T30	1010 (997 - 1021)*	914 (36")	
10T32	1085 (1073 - 1097)*	990 (39")	
10T34	1160 (1149 - 1173)*	1066 (42")	
10T36	1237 (1225 - 1249)*	1142 (45")	
10T40	1315 (1301 - 1325)*	1218 (48")	
10T43	1430 (1415 - 1439)*	1332 (52.5")	
10T50	1655 (1643 - 1667)*	1560 (61.5")	
10T54	1807 (1795 - 1819)*	1712 (67.5")	
10T60	1960 (1947 - 1971)*	1864 (73.5")	
10T64	2111 (2099 - 2123)*	2016 (79.5")	

Internal dimensions: 870mm wide, 430mm deep

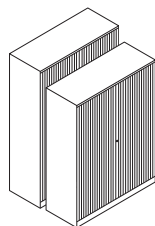
*The height is adjustable by ± 12 mm (24mm in total)



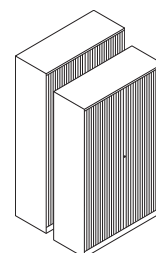
12T24/12T20



12T34/12T30



12T54/12T50



12T64/12T60

1200mm wide, 470mm deep

8.5 - price group (64)

code	external height mm	internal height mm	notes
12T20	705 (693 - 717)*	610 (24")	specify a counterbalance if any pull out elements are fitted
12T24	857 (845 - 869)*	762 (30")	
12T30	1010 (997 - 1021)*	914 (36")	
12T34	1160 (1149 - 1173)*	1066 (42")	
12T50	1655 (1643 - 1667)*	1560 (61.5")	
12T54	1807 (1795 - 1819)*	1712 (67.5")	
12T60	1960 (1947 - 1971)*	1864 (73.5")	
12T64	2111 (2099 - 2123)*	2016 (79.5")	

Internal dimensions: 1070mm wide, 430mm deep

1 2 3 4 5 6 7 8
1 0 T 2 0 • S L

1&2 width

10 = 1000mm wide

3 type of unit

T = tambour unit

4&5 internal height

4 - number of major increments (304mm)

5 - number of minor increments (38mm)

6 - 8 tambour colour

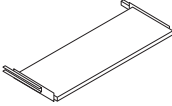
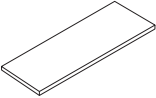
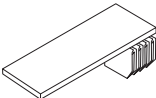
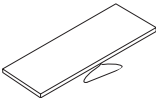
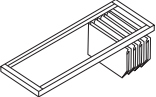
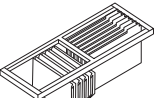

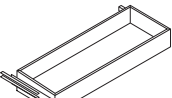
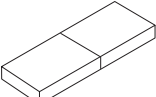
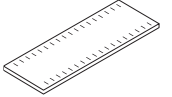
notes & safety warnings

- It is recommended that all cabinets below 1300mm high which include pull-out elements, should be fitted with a counterbalance
- Always ensure that side tambour doors are treated with care, do not force them open or closed. Check that no obstructions have fallen into the guide runner
- See next page for internals

See page 58 for details regarding the codes (e.g. tambour colour)

internal options

8.6 - price group 64

internals	code	description	width mm
	IT08RSPS	roll-out reference shelf (tambours only)	800
	IT10RSPS	please note that these are not designed for storage,	1000
	IT12RSPS	but are ideal as reference shelves allow 38mm for the shelf	1200
	IT08NBSPS	narrow basic shelf - 25mm thick	800
	IT10NBSPS	Allow 25mm for the shelf, plus an allowance for the maximum height to be stored on the shelf	1000
	IT08BSPS:T5	basic standard shelf - 27.5mm thick	800
	IT10BSPS:T5	allow 27.5mm for the shelf, plus an allowance for the maximum height to be stored on the shelf	1000
	IT12BSPS:T5		1200
	IT08BSUPS	basic shelf with undershelf filing - 27.5mm thick	800
	IT10BSUPS	allow 27.5mm for the shelf and 285mm below for filing pockets, plus an allowance for the maximum height to be stored on the shelf	1000
	IT12BSUPS		1200
	IT08CRPS	shelf with coat rail front to back	800
	IT10CRPS		1000
	IT12CRPS		1200
	CAPCHP4PS	captive coat hangers (pack of 4)	-
	IT08LRPS	lateral rail	800
	IT10LRPS	allow 285mm for conventional filing pockets and	1000
	IT12LRPS	304mm for computer printout binders	1200
	IT08RFPS	roll-out filing frame	800
	IT10RFPS	allow 286mm for conventional filing pockets and	1000
	IT12RFPS	304mm for computer printout binders	1200
	ITCRPS	cross rails (pair) for front to back suspension filing in filing frames and roll-out filing frames (one pair required for each row of front to back filing)	
	ITCRPBPS	piggy back cross rails (pair) allows 3 rows of front to back A4 suspension filing in a 1200mm wide unit and 2 rows in an 800mm wide unit	
	IT08RDPS	roll-out 4" drawer	800
	IT10RDPS	allow 114mm for the drawer, plus an allowance for the maximum height to be stored in the drawer	1000
	IT12RDPS		1200
	IAD4P3PS	dividers for roll-out 4" drawer (pack of 3)	
	IACB08PS	counterbalance	800
	IACB10PS	(factory fitted, suffix 'Q' added to product code)	1000
	IACB12PS		1200
	IT08SSPDPS:T5	new slotted shelf - 27.5mm thick	800
	IT10SSPDPS:T5	slotted for plastic dividers	1000
	IT12SSPDPS:T5	allow 27.5mm for the shelf, plus an allowance for the maximum height to be stored or 152mm for dividers	1200

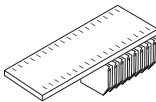

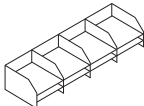
All internals supplied are supplied in BLACK (except plastic shelf dividers & pigeon hole set supplied in translucent plastic)

Safety Warning

It is recommended that all cabinets below 1300mm high should be fitted with a counterbalance if any pull out elements are fitted.
Pull out elements should only be fitted in the lower half of the cabinet.

internal options

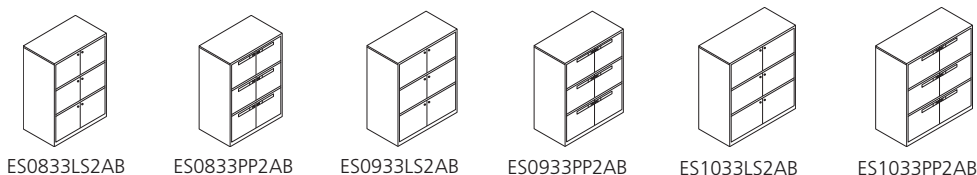
8.6 - price group 64

internals	code	description	width mm
	IT08SSUPDPS:T5	new slotted shelf with undershelf filing	800
	IT10SSUPDPS:T5	- 27.5mm thick	1000
	IT12SSUPDPS:T5	slotted for plastic dividers allow 27.5mm for the shelf, plus an allowance for the maximum height to be stored or 152mm for dividers and 286mm for conventional filing pockets	1200
	SHDV64P5PS	plastic shelf dividers (pack of 5) allow 152mm for height of dividers	
	PGNHLESET*	pigeon hole set Pigeon hole set contains: 5 plastic dividers, 8 plastic intermediate shelves and 4 plastic back plates (slotted shelf not included) allow 152mm for height of dividers	

* Price Group 50

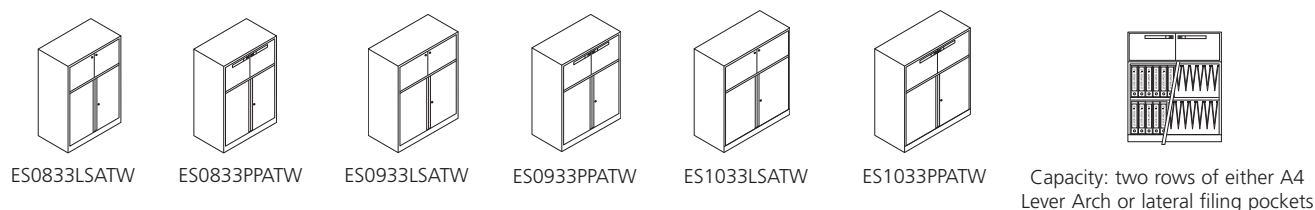
notes

EyeSpace units enable flexible personal storage to be integrated with general office storage, while allowing clear sight lines when seated. EyeSpace™ locker units can be specified to include postal slots (extra shelves can be ordered separately). One, 66 x 46mm label holder is supplied per door as standard (see page 53 for an optional business card holder).



EyeSpace™, locker units, 1123 (1111 - 1135)*mm high, 470mm deep ————— **9.1 - price group (64)**

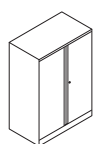
code	description	width mm
ES0833LS2AB	four 12" and two 13.5" locker doors	800
ES0833PP2AB	four 12" and two 13.5" locker doors, with postal slots	800
ES0933LS2AB	four 12" and two 13.5" locker doors	900
ES0933PP2AB	four 12" and two 13.5" locker doors, with postal slots	900
ES1033LS2AB	four 12" and two 13.5" locker doors	1000
ES1033PP2AB	four 12" and two 13.5" locker doors, with postal slots	1000



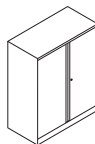
EyeSpace™, locker combination units, 1123 (1111 - 1135)*mm high, 470mm deep ————— **9.2 - price group (64)**

code	description	width mm
ES0833LSATW	two 12" locker & two 27" EyeSpace™ doors includes a lateral rail	800
ES08SSUPS:T5	EyeSpace™ slotted shelf (for plastic dividers) with undershelf filing	
ES0833PPATW	two 12" locker & two 27" EyeSpace™ doors with post slots, includes a lateral rail	800
ES08SSUPS:T5	EyeSpace™ slotted shelf (for plastic dividers) with undershelf filing	
ES0933LSATW	two 12" locker & two 27" EyeSpace™ doors includes a lateral rail	900
ES09SSUPS:T5	EyeSpace™ slotted shelf (for plastic dividers) with undershelf filing	
ES0933PPATW	two 12" locker & two 27" EyeSpace™ doors with post slots, includes a lateral rail	900
ES09SSUPS:T5	EyeSpace™ slotted shelf (for plastic dividers) with undershelf filing	
ES1033LSATW	two 12" locker & two 27" EyeSpace™ doors includes a lateral rail	1000
ES10SSUPS:T5	EyeSpace™ slotted shelf (for plastic dividers) with undershelf filing	
ES1033PPATW	two 12" locker & two 27" EyeSpace™ doors with post slots, includes a lateral rail	1000
ES10SSUPS:T5	EyeSpace™ slotted shelf (for plastic dividers) with undershelf filing	

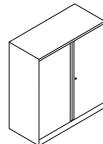
Replace 'S' with 'D' for DockLock units. Specify shelves separately as required, see page 47 for details.
Tie bar shelves are included in price where used. *The height is adjustable by ±12mm (24mm in total)



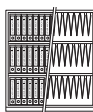
ES08D33



ES09D33



ES10D33



Capacity: three rows of either A4
Lever Arch or lateral filing pockets

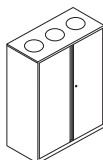
EyeSpace™, two door units, 1123 (1111 - 1135)*mm high, 470mm deep ————— **9.3 - price group** (64)

code	description	width mm
ES08D33** (2x) ES08SSUPS:T5	EyeSpace™ two door unit includes a lateral rail EyeSpace™ slotted shelf (for plastic dividers) with undershelf filing	800
ES09D33** (2x) ES09SSUPS:T5	EyeSpace™ two door unit includes a lateral rail EyeSpace™ slotted shelf (for plastic dividers) with undershelf filing	900
ES10D33* (2x) ES10SSUPS:T5	EyeSpace™ unit includes a lateral rail EyeSpace™ slotted shelf (for plastic dividers) with undershelf filing	1000

*The height is adjustable by ±12mm (24mm in total)

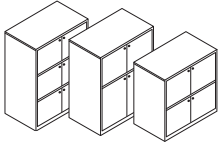
** The lateral rail is included in the cupboard price and always factory fitted.

notes

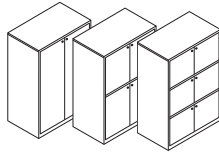


RecycleSpace™ is also available in a 33 module height – see page 51 for details

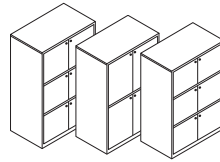
MySpace™ locker units enable flexible personal storage to be integrated with general office storage. MySpace™ locker units can be specified to include postal slots. One, 66 x 46mm label holder is supplied per door as standard (see page 53 for an optional business card holder). Shelves can be ordered separately.



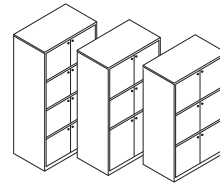
LD0832LS3A / LD0830LSGC
LD0824LSBG



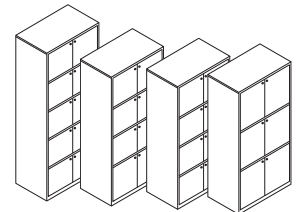
LD0834LSE / LD0834LSCD
LD0834LSA2B



LD0836LS2BG / LD0835LS2D
LD0835LS3B



LD0847LS4B / LD0843LS2GC
LD0840LS3G



LD0860LS5B / LD0854LSB2GC
LD0850LS2B2G / LD0850LS3C

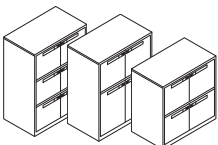
800mm wide, 470mm deep MySpace™ units

10.1 - price group 64

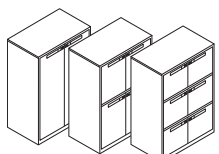
code	height mm	description
LD0824LSBG	857 (845 - 869)*	two 13.5" & two 15" locker doors
LD0830LSGC	1010 (997 - 1021)*	two 15" & two 19.5" locker doors
LD0832LS3A	1085 (1073 - 1097)*	six 12" locker doors
LD0834LSE	1160 (1149 - 1173)*	two 42" locker doors
LD0834LSCD	1160 (1149 - 1173)*	two 19.5" & two 21" locker doors
LD0834LSA2B	1160 (1149 - 1173)*	two 12" & four 13.5" locker doors
LD0835LS2D	1199 (1187 - 1211)*	four 21" locker doors
LD0835LS3B	1199 (1187 - 1211)*	six 13.5" locker doors
LD0836LS2BG	1237 (1225 - 1249)*	four 13.5" & two 15" locker doors
LD0840LS3G	1315 (1301 - 1325)*	six 15" locker doors
LD0843LS2GC	1430 (1415 - 1439)*	four 15" & two 19.5" locker doors
LD0847LS4B	1579 (1567 - 1591)*	eight 13.5" locker doors
LD0850LS2B2G	1655 (1643 - 1667)*	four 13.5" & four 15" locker doors
LD0850LS3C	1655 (1643 - 1667)*	six 19.5" locker doors
LD0854LSB2GC	1807 (1795 - 1819)*	two 13.5", four 15" & two 19.5" locker doors
LD0860LS5B	1960 (1947 - 1971)*	ten 13.5" locker doors

Replace 'S' with 'D' for DockLock units

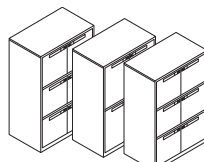
NB No label holders supplied with DockLocks



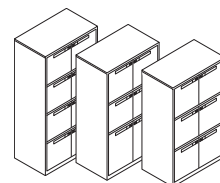
LD0832PP3A / LD0830PPGC
LD0824PPBG




LD0834PPE / LD0834PPCD
LD0834PPA2B



LD0836PP2BG / LD0835PP2D
LD0835PP3B



LD0847PP4B / LD0843PP2GC
LD0840PP3G



LD0860PP5B / LD0854PPB2GC
LD0850PP2B2G / LD0850PP3C

800mm wide, 470mm deep MySpace™ units (with post slots)

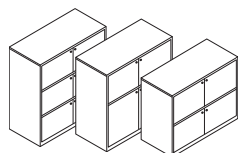
10.2 - price group 64

code	height mm	description
LD0824PPBG	857 (845 - 869)*	two 13.5" & two 15" locker doors
LD0830PPGC	1010 (997 - 1021)*	two 15" & two 19.5" locker doors
LD0832PP3A	1085 (1073 - 1097)*	six 12" locker doors
LD0834PPE	1160 (1149 - 1173)*	two 42" locker doors
LD0834PPCD	1160 (1149 - 1173)*	two 19.5" & two 21" locker doors
LD0834PPA2B	1160 (1149 - 1173)*	two 12" & four 13.5" locker doors
LD0835PP2D	1199 (1187 - 1211)*	four 21" locker doors
LD0835PP3B	1199 (1187 - 1211)*	six 13.5" locker doors
LD0836PP2BG	1237 (1225 - 1249)*	four 13.5" & two 15" locker doors
LD0840PP3G	1315 (1301 - 1325)*	six 15" locker doors
LD0843PP2GC	1430 (1415 - 1439)*	four 15" & two 19.5" locker doors
LD0847PP4B	1579 (1567 - 1591)*	eight 13.5" locker doors
LD0850PP2B2G	1655 (1643 - 1667)*	four 13.5" & four 15" locker doors
LD0850PP3C	1655 (1643 - 1667)*	six 19.5" locker doors
LD0854PPB2GC	1807 (1795 - 1819)*	two 13.5", four 15" & two 19.5" locker doors
LD0860PP5B	1960 (1947 - 1971)*	ten 13.5" locker doors

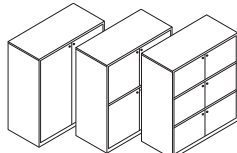
Specify shelves (left handed - SHLD4LHPS or right handed SHLD4RHPS) separately as required

Tie bar shelves are included in price where used

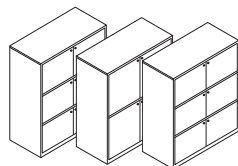
*The height is adjustable by ±12mm (24mm in total)




LD1032LS3A / LD1030LSGC
LD1024LSBG




LD1034LSE / LD1034LSCD
LD1034LSA2B



LD1036LS2BG / LD1035LS2D
LD1035LS3B



LD1047LS4B / LD1043LS2GC
LD1040LS3G



LD1060LS5B / LD1054LSB2GC
LD1050LS2B2G / LD1050LS3C

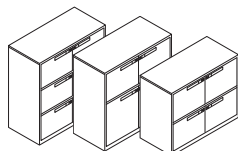
1000mm wide, 470mm deep MySpace™ units

10.3 - price group 64

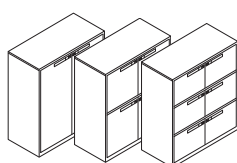
code	height mm	description
LD1024LSBG	857 (845 - 869)*	two 13.5" & two 15" locker doors
LD1030LSGC	1010 (997 - 1021)*	two 15" & two 19.5" locker doors
LD1032LS3A	1085 (1073 - 1097)*	six 12" locker doors
LD1034LSE	1160 (1149 - 1173)*	two 42" locker doors
LD1034LSCD	1160 (1149 - 1173)*	two 19.5" & two 21" locker doors
LD1034LSA2B	1160 (1149 - 1173)*	two 12" & four 13.5" locker doors
LD1035LS2D	1199 (1187 - 1211)*	four 21" locker doors
LD1035LS3B	1199 (1187 - 1211)*	six 13.5" locker doors
LD1036LS2BG	1237 (1225 - 1249)*	four 13.5" & two 15" locker doors
LD1040LS3G	1315 (1301 - 1325)*	six 15" locker doors
LD1043LS2GC	1430 (1415 - 1439)*	four 15" & two 19.5" locker doors
LD1047LS4B	1579 (1567 - 1591)*	eight 13.5" locker doors
LD1050LS2B2G	1655 (1643 - 1667)*	four 13.5" & four 15" locker doors
LD1050LS3C	1655 (1643 - 1667)*	six 19.5" locker doors
LD1054LSB2GC	1807 (1795 - 1819)*	two 13.5", four 15" & two 19.5" locker doors
LD1060LS5B	1960 (1947 - 1971)*	ten 13.5" locker doors

Replace 'S' with 'D' for DockLock units


NB No label holders supplied with DockLocks




LD1032PP3A / LD1030PPGC
LD1024PPBG




LD1034PPE / LD1034PPCD
LD1034PPA2B



LD1036PP2BG / LD0835PP2D
LD1035PP3B



LD1047PP4B / LD1043PP2GC
LD1040PP3G



LD1060PP5B / LD1054PPB2GC
LD1050PP2B2G / LD1050PP3C

1000mm wide, 470mm deep MySpace™ units (with post slots)

10.4 - price group 64

code	height mm	description
LD1024PPBG	857 (845 - 869)*	two 13.5" & two 15" locker doors
LD1030PPGC	1010 (997 - 1021)*	two 15" & two 19.5" locker doors
LD1032PP3A	1085 (1073 - 1097)*	six 12" locker doors
LD1034PPE	1160 (1149 - 1173)*	two 42" locker doors
LD1034PPCD	1160 (1149 - 1173)*	two 19.5" & two 21" locker doors
LD1034PPA2B	1160 (1149 - 1173)*	two 12" & four 13.5" locker doors
LD1035PP2D	1199 (1187 - 1211)*	four 21" locker doors
LD1035PP3B	1199 (1187 - 1211)*	six 13.5" locker doors
LD1036PP2BG	1237 (1225 - 1249)*	four 13.5" & two 15" locker doors
LD1040PP3G	1315 (1301 - 1325)*	six 15" locker doors
LD1043PP2GC	1430 (1415 - 1439)*	four 15" & two 19.5" locker doors
LD1047PP4B	1579 (1567 - 1591)*	eight 13.5" locker doors
LD1050PP2B2G	1655 (1643 - 1667)*	four 13.5" & four 15" locker doors
LD1050PP3C	1655 (1643 - 1667)*	six 19.5" locker doors
LD1054PPB2GC	1807 (1795 - 1819)*	two 13.5", four 15" & two 19.5" locker doors
LD1060PP5B	1960 (1947 - 1971)*	ten 13.5" locker doors

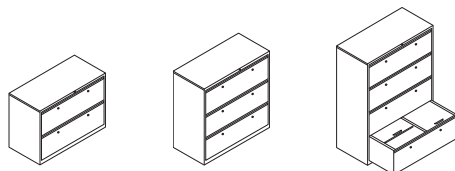
Specify shelves (left handed - SHLD5LHPS or right handed SHLD5RHPS) separately as required

Tie bar shelves are included in price where used

*The height is adjustable by ±12mm (24mm in total)

DrawerSpace™

Dedicated personal storage space in the form of a drawer unit, but with individually locking compartments with retractable lids



DWRSPC1020

DWRSPC1030

DWRSPC1040

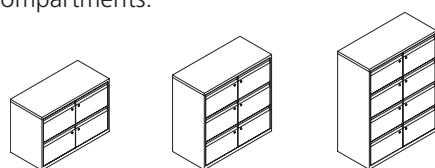
1000mm wide, 470mm deep ————— 10.5 - price group (64)

code	description	external height mm
DWRSPC1020	2 drawers / 4 compartments, counter balance included	705 (693 - 717)*
DWRSPC1030	3 drawers / 6 compartments, counter balance included	1010 (997 - 1021)*
DWRSPC1040	4 drawers / 8 compartments, counter balance included	1315 (1301 - 1325)*

*The height is adjustable by ±12mm (24mm in total)

PersonalSpace™

Dedicated personal storage space in the form of a drawer unit, with individually locking drawers in place of locker compartments.



PERSPC1020

PERSPC1030

PERSPC1040

1000mm wide, 470mm deep ————— 10.6 - price group (64)

code	description	external height mm
PERSPC1020	4 drawers	705 (693 - 717)*
PERSPC1030	6 drawers	1010 (997 - 1021)*
PERSPC1040	8 drawers	1315 (1301 - 1325)*

*The height is adjustable by ±12mm (24mm in total)

1 2 3 4 5 6 7 8 9 10 11 12 13 14 15
L D 1 0 3 0 L S * * * * * *

1&2 product range

LD = MySpace™

LC = locker combinations

3&4 product width

08 = 800mm wide

09 = 900mm wide

10 = 1000mm wide

5&6 internal height

5 - number of major increments (304mm)

6 - number of minor increments (38mm)

7&8 door description

LS = MySpace™ door

PP = post slot in each door*

9-15 closure options

800mm wide

900mm wide

1000mm wide

A = 12" MySpace™ doors
B = 13.5" MySpace™ doors
G = 15" MySpace™ doors
C = 19.5" MySpace™ doors
D = 21" MySpace™ doors
E = 42" MySpace™ doors
L = 6" drawer
= 7.5" drawer
K = 9" drawer
J = 10.5" drawer
H = 12" drawer
O = 13.5" drawer
F = 15" drawer
P = 12" DrawerSpace™ drawer
M = 13.5" DrawerSpace™ drawer
T = fixed tie bar shelf
(allow between door sets and
'between bottom door set & drawers)

Always specify closures from the top down and with the number of closures preceding the code e.g.

LD1050LS3C = six 19.5" locker doors

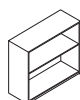
LD1050LS2B2G = four 13.5" locker doors (at top) & four 15" locker doors (at bottom)

See page 32 for carcass details.

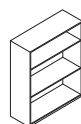
Specify shelves for behind MySpace™ doors as follows:

code left handed	code right handed	description	width mm
SHLD4LHPS	SHLD4RHPS	Shelf for MySpace™ doors	800
SHLD45LHPS	SHLD45RHPS	Shelf for MySpace™ doors	900
SHLD5LHPS	SHLD5RHPS	Shelf for MySpace™ doors	1000

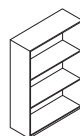
BLF Bookcase units are designed to integrate display storage with more conventional cabinets. Units are available at selected heights and widths and feature adjustable (three positions) horizontal shelves. Shelves are self-coloured to carcass. The base of the bookcase unit functions as an additional shelf.



08BK20



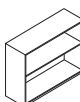
08BK30



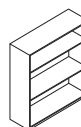
08BK34

800mm wide, 300mm deep ————— **11.1 - price group** (64)

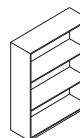
code	height mm	description
08BK20	705 (693 - 717)*	one shelf**
08BK30	1010 (997 - 1021)*	two shelves**
08BK34	1160 (1149 - 1173)*	two shelves**



09BK20



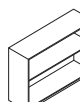
09BK30



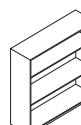
09BK34

900mm wide, 300mm deep ————— **11.2 - price group** (64)

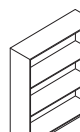
code	height mm	description
09BK20	705 (693 - 717)*	one shelf**
09BK30	1010 (997 - 1021)*	two shelves**
09BK34	1160 (1149 - 1173)*	two shelves**



10BK20



10BK30



10BK34

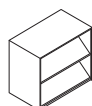
1000mm wide, 300mm deep ————— **11.3 - price group** (64)

code	height mm	description
10BK20	705 (693 - 717)*	one shelf**
10BK30	1010 (997 - 1021)*	two shelves**
10BK34	1160 (1149 - 1173)*	two shelves**

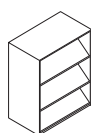
*The height is adjustable by ± 12 mm (24mm in total)

**Adjustable shelf (three positions)

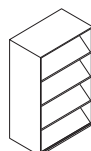
BLF Magazine units are designed to integrate display storage with more conventional cabinets. Units are available at selected heights and widths and feature fixed sloping shelves. Shelves are self-coloured to carcass.



08MU20



08MU30

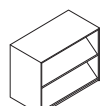


08MU40

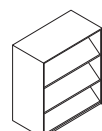
800mm wide, 470mm deep

11.4 - price group (64)

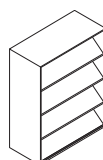
code	height mm	description
08MU20	705 (693 - 717)*	two fixed sloping shelves
08MU30	1010 (997 - 1021)*	three fixed sloping shelves
08MU40	1315 (1301 - 1325)*	four fixed sloping shelves



09MU20



09MU30

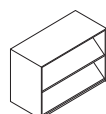


09MU40

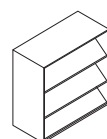
900mm wide, 470mm deep

11.5 - price group (64)

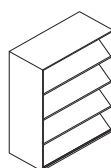
code	height mm	description
09MU20	705 (693 - 717)*	two fixed sloping shelves
09MU30	1010 (997 - 1021)*	three fixed sloping shelves
09MU40	1315 (1301 - 1325)*	four fixed sloping shelves



10MU20



10MU30



10MU40

1000mm wide, 470mm deep

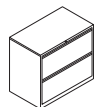
11.6 - price group (64)

code	height mm	description
10MU20	705 (693 - 717)*	two fixed sloping shelves
10MU30	1010 (997 - 1021)*	three fixed sloping shelves
10MU40	1315 (1301 - 1325)*	four fixed sloping shelves

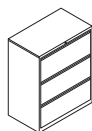
*The height is adjustable by ± 12 mm (24mm in total)

FileBox™ units

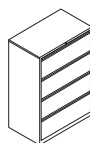
Dedicated 'File box' cabinets have been created to provide maximum storage density for top-access file box storage systems.



MAP08202HQ



MAP08303HQ



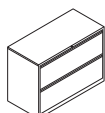
MAP08344J



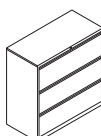
MAP08435J

800mm wide, 470mm deep file box units (Capacity: 0.8 linear metres / drawer) — 11.7 - price group (64)

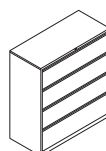
code	height mm	description
MAP08202HQ	705 (693 - 717)*	2 reinforced 12" drawers, counterbalance included
MAP08303HQ	1010 (997 - 1021)*	3 reinforced 12" drawers, counterbalance included
MAP08344J	1160 (1149 - 1173)*	4 reinforced 10.5" drawers
MAP08435J	1430 (1415 - 1439)*	5 reinforced 10.5" drawers



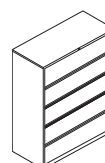
MAP11202HQ



MAP11303HQ



MAP11344J



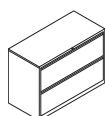
MAP11435J

1100mm wide, 470mm deep file box units (Capacity: 1.2 linear metres / drawer) — 11.8 - price group (64)

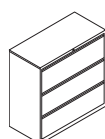
code	height mm	description
MAP11202HQ	705 (693 - 717)*	2 reinforced 12" drawers, counterbalance included
MAP11303HQ	1010 (997 - 1021)*	3 reinforced 12" drawers, counterbalance included
MAP11344J	1160 (1149 - 1173)*	4 reinforced 10.5" drawers
MAP11435J	1430 (1415 - 1439)*	5 reinforced 10.5" drawers

1100mm wide combination units

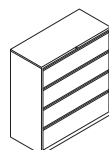
These units create a high-density solution for A4 suspension filing. The 1100mm wide units allow, when using a pair of piggy back cross rails, three rows of front facing, A4 suspension filing, thus increasing the drawer capacity by 0.38m linear (1.52m linear for a four drawer unit) at a footprint cost of 0.047m2.



11C20.2HQ



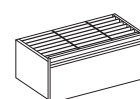
11C30.3HQ



11C40.4HQ



11C40.GT.GT.GQ



3 rows of front facing
A4 suspension filing

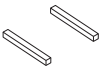
1100mm wide — 11.9 - price group (64)

code	height mm	description
11C20.2HQ	705 (693 - 717)*	two 12" drawers including file bars IC11FBPS & counterbalance as standard
11C30.3HQ	1010 (997 - 1021)*	three 12" drawers including file bars IC11FBPS & counterbalance as standard
11C40.4HQ	1315 (1301 - 1325)*	four 12" drawers including file bars IC11FBPS & counterbalance as standard
11C40.GT.GT.GQ	1315 (1301 - 1325)*	three 15" drawers including tie-bar shelves T11F, file bars IC11FBPS & counterbalance as standard

*The height is adjustable by ±12mm (24mm in total)

**Adjustable shelf (three positions)

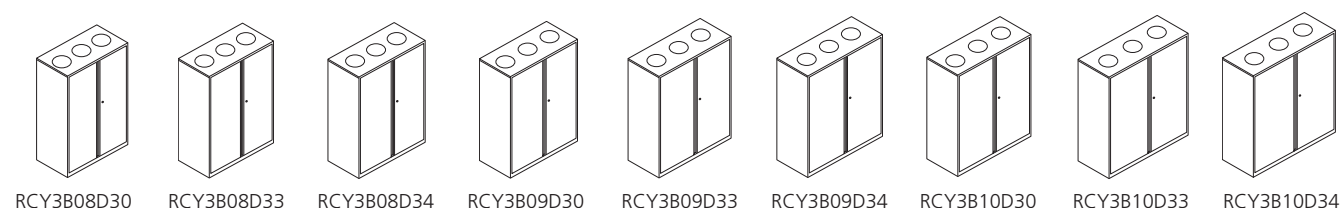
internal options ————— 11.10 - price group (64)

internals	code	description
	ICCRPB11PS	piggy back cross rails (pair) allows 3 rows of front facing A4 suspension filing in an 1100mm wide unit
	ICCRPS	cross rails (pair) for front facing filing

All internals are supplied in BLACK (except plastic shelf dividers & pigeon hole set supplied in translucent plastic)

RecycleSpace™

The ideal recycling unit, three 50 litre recycling bins contained in a single LateralFile cupboard, with storage space below bins for bin liners and associated items

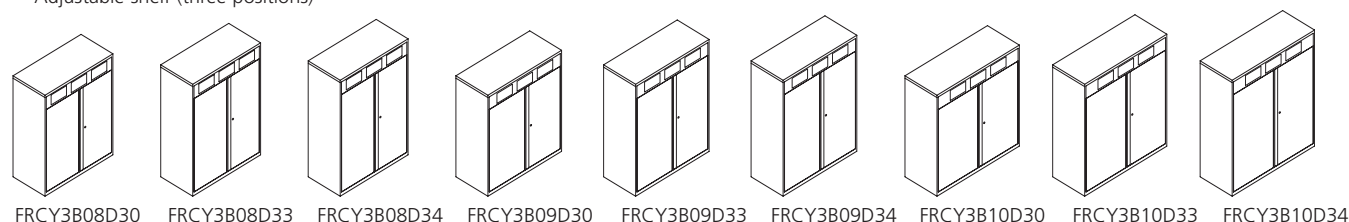


470mm deep, top access ————— 11.11 - price group (64)

code	height mm	width mm	description
RCY3B08D30	1010 (997 -1021)*	800	3 bin recycling cupboard (includes a shelf** & 3 recycling bins)
RCY3B08D33	1123 (1111 - 1135)*		
RCY3B08D34	1160 (1149 - 1173)*		
RCY3B09D30	1010 (997 -1021)*	900	
RCY3B09D33	1123 (1111 - 1135)*		
RCY3B09D34	1160 (1149 - 1173)*		
RCY3B10D30	1010 (997 -1021)*	1000	
RCY3B10D33	1123 (1111 - 1135)*		
RCY3B10D34	1160 (1149 - 1173)*		

*The height is adjustable by ±12mm (24mm in total)

**Adjustable shelf (three positions)



470mm deep, front access ————— 11.12 - price group (64)

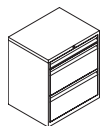
code	height mm	width mm	description
FRCY3B08D30	1010 (997 -1021)*	800	3 bin recycling cupboard (includes a shelf** & 3 recycling bins)
FRCY3B08D33	1123 (1111 - 1135)*		
FRCY3B08D34	1160 (1149 - 1173)*		
FRCY3B09D30	1010 (997 -1021)*	900	
FRCY3B09D33	1123 (1111 - 1135)*		
FRCY3B09D34	1160 (1149 - 1173)*		
FRCY3B10D30	1010 (997 -1021)*	1000	
FRCY3B10D33	1123 (1111 - 1135)*		
FRCY3B10D34	1160 (1149 - 1173)*		

*The height is adjustable by ±12mm (24mm in total)

**Adjustable shelf (three positions)

DeskSpace™

Two versions of LateralFile™, addressing storage needs at and around the desk are available. These supplement the already extensive range of pedestals, Towers and Bite® units. One at 600mm wide is used at right angles to the desk to extend the work surface (offering two filing drawers plus a stationery drawer at 76mm deep) and the first desk high unit offering two rows of A4 vertical filing** in either two door, open front or tambour options. At 800mm wide these units are ideal desk supporting storage.

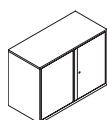


06C203.2JQ

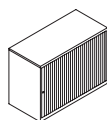
600mm wide, 470mm deep ————— **11.14 - price group** (64)

code	height mm	description
06C203.2JQ	705 (693 - 717)*	one 3" drawer, two 10.5" drawers

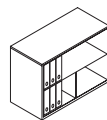
*The height is adjustable by +12mm (24mm in total)



08DD21



08DT21



08DX21

800mm wide, 470mm deep ————— **11.13 - price group** (64)

code	height mm	description
08DD21	718 - 726*	2 door unit, includes 1x7mm shelf with support
08DT21	718 - 726*	tambour unit, includes 1x7mm shelf with support
08DX21	718 - 726*	open front unit, includes 1x7mm shelf with support

*The height is adjustable by +8mm**. Refer to page 54 - unit planning for standard file dimensions

coat cupboards (600mm deep) ————— **11.15 - price group** (64)

Complementary BLF coat cupboards are available at selected heights and widths and are supplied complete with a side-to-side coat rail and shelf.

style	code	description	height mm	width mm
	08CTCPD54	coat cupboard with rail & shelf	1807 (1795 - 1819)*	800
	09CTCPD54			900
	10CTCPD54			1000
	08CTCPD60		1960 (1947 - 1971)*	800
	09CTCPD60			900
	10CTCPD60			1000
	V08CTCPD54	ventilated coat cupboard with rail & shelf	1807 (1795 - 1819)*	800
	V09CTCPD54			900
	V10CTCPD54			1000
	V08CTCPD60		1960 (1947 - 1971)*	800
	V09CTCPD60			900
	V10CTCPD60			1000
	CTCSH086PS	basic shelf for coat cupboards		800
	CTCSH106PS			1000
	BICC08CRSTSPS	coat rail with shelf		800
	BICC09CRSTSPS			900
	BICC10CRSTSPS			1000
	CAPCHP4PS	captive coat hangers (pack of 4)		

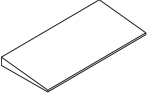
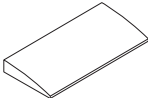
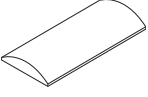
All internals are supplied in BLACK (except plastic shelf dividers & pigeon hole set supplied in translucent plastic)

LateralFile™ range extensions

applied tops / infill panels / cable management / DockLock™ / SoftClose door hinges / 170° door hinges / business card holders

section 11


applied tops for 470mm deep units — 11.16 - price group 64

style	code	description	width mm
 sloping tops	SLTP08	sloping top with 20mm front edge, 100mm at rear	800
	SLTP09		900
	SLTP10		1000
	SLTP11		1100
	SLTP12		1200
 half dome tops	RDH08M	half dome top with 20mm front edge, 100mm at rear	800
	RDH09M		900
	RDH10M		1000
	RDH11M		1100
	RDH12M		1200
 full dome tops	RDF08M	full dome top with 20mm at front and rear edges, 100mm at centre	800
	RDF09M		900
	RDF10M		1000
	RDF11M		1100
	RDF12M		1200

Contact your authorised distributor for exact dimensions if you intend to fit non Bisley applied tops

infill panels — 11.17 - price group 64

Infill panels are used to bridge spaces between cabinets, hiding cable management systems or when units are separated due to the use of screens. These panels offer self-alignment, are fitted with double strength magnetic strips which makes them easy to fit without the use of tools.

style	code	width (mm)	height (mm)	modules
	IFPA06020	60	680	20 modules
	IFPA10020	100	680	20 modules
	IFPA13020	130	680	20 modules
	IFPA06024	60	832	24 modules
	IFPA10024	100	832	24 modules
	IFPA13024	130	832	24 modules
	IFPA06030	60	984	30 modules
	IFPA10030	100	984	30 modules
	IFPA13030	130	984	30 modules
	IFPA06034	60	1136	34 modules
	IFPA10034	100	1136	34 modules
	IFPA13034	130	1136	34 modules
	IFPA06040	60	1288	40 modules
	IFPA10040	100	1288	40 modules
	IFPA13040	130	1288	40 modules

cable management

A selection of cable management solutions is available for use with Bisley LateralFile cabinets. Designs for both the side and rear of cabinets enable cables to be safely-directed and hidden from view whilst maintaining easy access. Pricing for cable management solutions is available by project. Speak to your Bisley sales manager for possible configurations.

DockLock™ — 11.18 - price group 888

Replacement locks, code PDOCKLOCKP1 – Please note that DockLocks are not interchangeable with standard locks.

SoftClose™ door hinges — 11.19 - price group 888

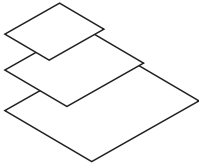
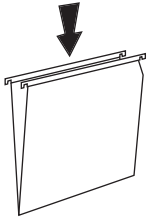
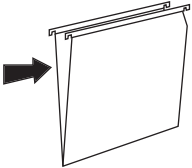
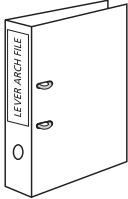
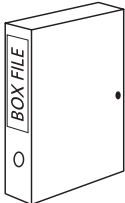
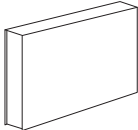
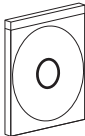
Available as a retrofit option to any BLF 'door' unit are SoftClose™ door hinges. Using a dampening device clipped onto the hinge, SoftClose™ prevents both doors slamming and doors remaining ajar by restraining and controlling the final degrees of closure. Code SFTCLDRHNGP1. Speak to your Bisley sales manager for possible configurations.

170° door hinges — 11.20 - price group 888

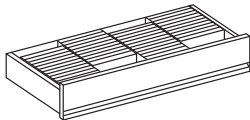
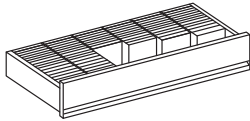
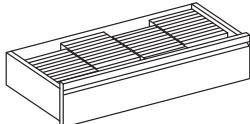
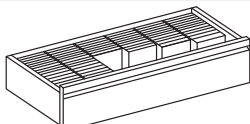
Available as both a standard and retrofit option to any BLF door unit, are 170° door hinges. These allow standard pull-out elements to be fitted. (add '7' to front of code, see page 58 or BLF170HNG).

business card holders — 11.21 - price group 64

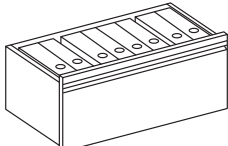
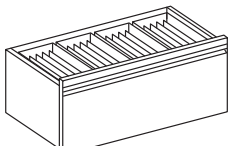
A 111 x 66mm self adhesive business card holder is available, code BCHLDP2PS

description		height		width		depth	
		mm	"	mm	"	mm	"
 <p>paper sizes</p>	A5	-	-	148		210	
	A4	-	-	210		297	
	foolscap	-	-	203		330	
	legal	-	-	216		356	
	american letter	-	-	216		280	
	A3	-	-	420		297	
	suspension files (A4)	235		-	-	330	
	suspension files (foolscap)	240		-	-	388	
	lateral files	275		-	-	330	
	lever-arch files (A4)	318		75		280	
	lever-arch files (foolscap)	350		75		285	
	box files (A4)	337		75		265	
	box files (foolscap)	368		75		265	
	video	120		205		30	
	cds	142		125		10	

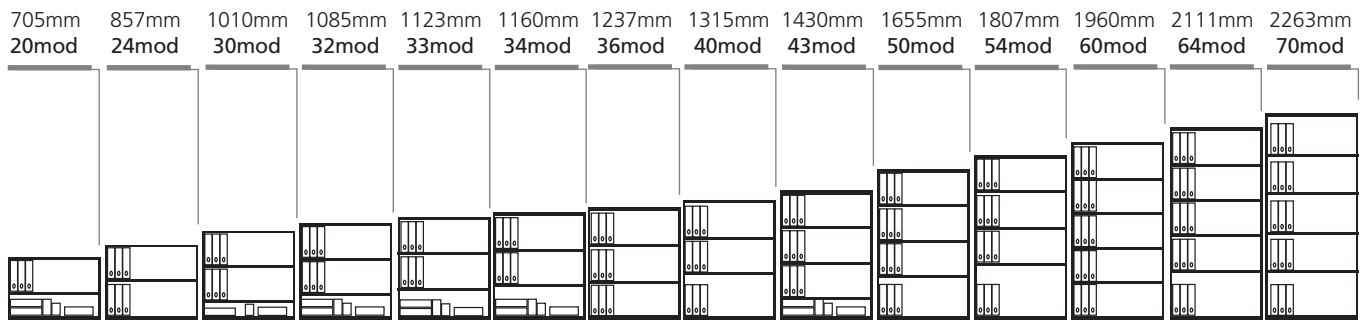
The above dimensions are nominal and may differ between manufacturers

description		width mm	quantity
	6" drawer capacity for videos	800 900 1000	3 rows = 39 3 rows = 39 4 rows = 52
	6" drawer capacity for CDs	800 900 1000	5 racks = 100 5 racks = 100 6 racks = 120
	7.5" drawer capacity for videos	800 900 1000	3 rows = 39 3 rows = 39 4 rows = 52
	7.5" drawer capacity for CDs	800 900 1000	5 racks = 120 5 racks = 120 6 racks = 144

description		width mm	linear metres
	12" drawer with file bars suspension files (A4 or foolscap)	800 900	0.72m 0.82m
	10.5" drawer with file bars suspension files (A4 only)	1000 1100	0.92m 1.02m
	12" drawer with file bars & cross rails (2 pairs) suspension files, front facing 2 rows of A4 or 1 row A4/1 row foolscap	800 900 1000	0.38m 0.76m 0.76m
	12" drawer with file bars & piggyback cross rails (1 pair) suspension files, front facing, 3 rows (A4 only)	1100	1.14m

description		width mm	quantity
	12" drawer with dividers lever-arch or box files (spine up)	800	9
		900	10
		1000	12
	12" drawer file boxes (based on 165mm width for A4 suspension filing)	800	4
		900	4
		1000	5

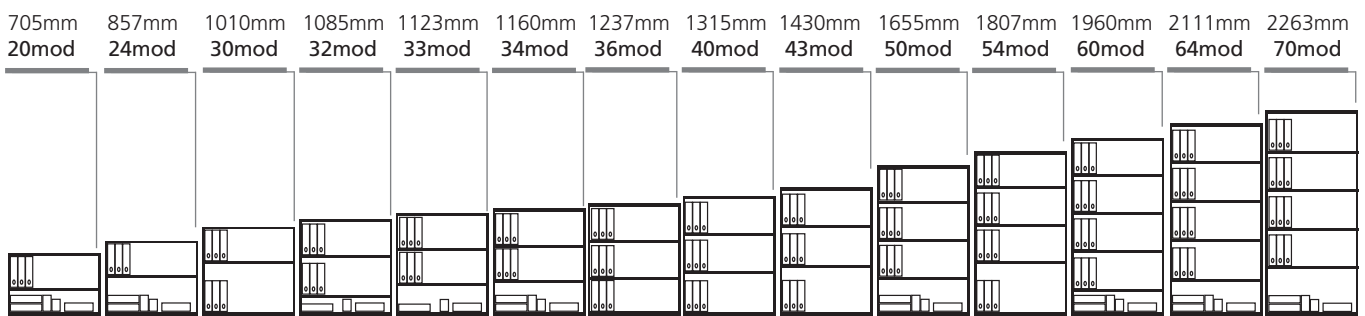
Please see previous page for dimensions of soft storage products, these may differ between manufacturers



A4 BOX FILES



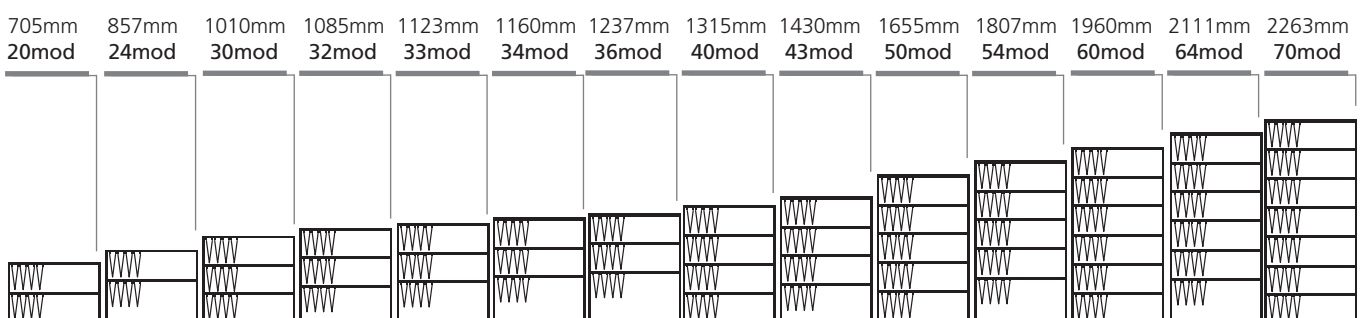
A4 LEVER-ARCH FILES



FOOLSCAP BOX FILES




FOOLSCAP LEVER-ARCH FILES



LATERAL FILES

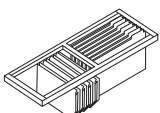
basic shelf, narrow basic shelf, basic shelf with undershelf filing, slotted shelf & divider

Allow 27.5mm for the shelf and an allowance for the maximum height to be stored on the shelf and 285mm for filling pockets, if undershelf filling is used.

description		unit width mm	unit type	quantity
	lever-arch & box files (A4 & foolscap)	800	Two Door	10
		800	Tambour	9
		900	Two Door	10
		1000	Tambour	11
		1000	Two Door	12
		1200	Tambour	14

roll-out filing frame with files - tambours only

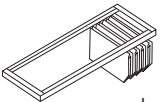
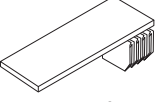
Please note that this is a guide only and should be calculated to your actual requirements.

description		unit width mm	linear metres
	foolscap side to side	800	0.66
	foolscap side to side	1000	0.82
	foolscap side to side	1200	1.02
	A4 front to back	800	0.75
	A4 / foolscap front to back*	1000 / 1200	0.75

*Please note that it is possible to configure the files front to back but this is not as space efficient as storing the files side to side

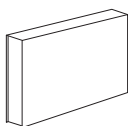
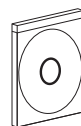
lateral rail with files, shelf with undershelf filling

When used with conventional filing pockets allow 285mm, plus an allowance for the maximum height to be stored on the shelf. (When used with computer printout binders allow an additional 19mm).

description	unit type	unit width mm	linear metres
	two door unit	800	0.69
		900	0.79
		1000	0.89
	tambour unit	800	0.65
		1000	0.81
		1200	1.01

roll-out 4" drawer - tambours only

Allow 114mm for the drawer plus an allowance for the maximum height to be stored in a drawer less 100mm for the internal height of the drawer. (Internal measurements: depth = 380mm, width = unit width less 190mm, height = 100mm).

unit width mm	video	quantity (videos)	cd	quantity (cds)
800		29		148
1000		38		183
1200		49		228

Please see page 60 for dimensions of soft storage products, these may differ between manufacturers

-1 1 2 3 4 5 6 7 8 9 10 11 12 13 14 15
X 1 0 C 2 0 * * * * * * * * *

-1 special instruction

- X = open front unit
- S = bottom stacking unit
- G = ganging holes
- 7 = 170° hinges

1&2 product width

- 08 = 800mm wide
- 09 = 900mm wide
- 10 = 1000mm wide
- 11 = 1100mm wide (see page 58 for options)
- 12 = 1200mm wide (tambour units only)

3 product type

- C = combination unit (see page 20 for more details)
- D = two door unit (see page 30 for more details)
- L = individually locking combination unit (see page 29 for more details)
- T = tambour unit (see page 36 for more details)
- S = digital combination locking bar added

4&5 internal height

- 4 - number of major increments (304mm)
- 5 - number of minor increments (38mm)

6-15 combination unit closures

- E = 16.5" flipper
- B = 15" flipper
- M = 13.5" flipper
- C = 12" flipper
- G = 15" drawer
- O = 13.5" drawer
- H = 12" drawer
- J = 10.5" drawer
- K = 9" drawer
- # = 7.5" drawer
- L = 6" drawer
- P = DrawerSpace™ drawer
- Q = counterbalance
- R = pull-out reference shelf
- T = fixed tie bar
- U = slotted tie bar shelf
- Y = 48" door
- X = 36" door
- S = 30" door
- W = 24" door
- N = no closure

two door units

6-15 not used

tambour units only

6-8 tambour colour

- 1 = light grey
- 3 = sirocco
- 4 = sea breeze
- 5 = black
- 9 = dark grey
- BC = beech
- SL = silver
- EW = white (Ral 9010)

Always specify closures from the top down and with the number of closures preceding the code e.g.
08C202H = two 12" drawers
08C34ET2H = one 16.5" flipper, one tie bar shelf & two 12" drawers

The powder coating used on the Bisley range of Office Furniture was developed specifically to give a fine textured finish, coupled with a high degree of abrasion resistance and physical characteristics required for Office Furniture, which is unobtainable with more conventional wet paint systems.

Please ask your Bisley Account Manager for metal samples to illustrate the finishes.

powder properties

Specific gravity:	1.4 – 1.8 gcm ³
Curing schedule:	10 minutes at 180°C (metal)
Application method:	electrostatic

optical properties

Colour:	a range of matches to specified NCS, BS and RAL standards
Surface appearance:	lightly textured and defect free

mechanical properties

Substrate:	steel
Pretreatment:	zirconium phosphate
Film thickness:	35 - 45µ
Cross hatch (BS3900-E6):	GTO
Conical mandrel (ASTM D522):	6mm
Impact resistance (BS3900-E3):	25 kgcm
Hardness test (200gms,BS3900-E2):	pass
Hardness test (Pencil):	1H
Erichsen cupping (BS3900-E4):	4mm

corrosion properties

Salt spray (ASTM B117 at 35°C):	120 hours
Humidity (BS3900-F2):	240 hours
Water immersion (BS3900-F7 at 60°C):	240 hours
Pretreatment:	zirconium phosphate

code	colour	description
an9	slate	light textured finish
ag9	york	light textured finish
ab9	chalk	light textured finish
arn	silver	smooth finish
an6	montana	light textured finish
ag6	oregon	light textured finish
ab6	alaska	light textured finish
aa6	florida	light textured finish
an7	doulton	light textured finish
ag7	minton	light textured finish
ab7	derby	light textured finish
aa7	majolica	light textured finish
an8	harley	light textured finish
ag8	regent	light textured finish
ab8	portland	light textured finish
aa8	langham	light textured finish
an5	saruk	light textured finish
ag5	harvest	light textured finish
ab5	vanilla	light textured finish
aa5	paprika	light textured finish
aip	ultra white	gloss finish

seat pads

price group 3

Cushioned seat pads suitable for fitting to the tops of LateralFile™, SystemFile™ and Pedestal ranges.

For coding details and fabric colours available please contact your Bisley Representative.

code to fit	product top dimensions (mm)	seat pad dimensions (mm)
PEDESTALS	300 x 565	302 x 567
	420 x 565	422 x 567
	420 x 775	422 x 777
BLF / SYSTEMFILE	800 x 470	802 x 472
	900 x 470	902 x 472
	1000 x 470	1002 x 472
	1100 x 470	1102 x 472
	1200 x 470	1202 x 472

Safety note: Maximum weight loading for pedestals is 127kg (20 stones).

PURCHASE ORDER CHECKLIST

Please ensure you have included all of the following details on your purchase order to enable Bisley to process your order swiftly.

- | | |
|---|---|
| <input type="checkbox"/> dealer name | <input type="checkbox"/> product code and description (including dimensions) |
| <input type="checkbox"/> dealer contact name and telephone number | <input type="checkbox"/> quantity of each product and internal fitment required |
| <input type="checkbox"/> customer/project name | <input type="checkbox"/> colour required |
| <input type="checkbox"/> requested delivery date | <input type="checkbox"/> internals required |
| <input type="checkbox"/> delivery address | <input type="checkbox"/> product discount |

GLOSSARY OF TERMS

closure	any type of cabinet closing device e.g. door/flipper/drawer
flipper	receding cabinet door
tie bar shelf	full-width, full-depth, fixed shelf used to strengthen cabinets
combination unit	cabinets able to accommodate a variety of closure types
counterbalance	safety weighting device e.g. used to offset 'toppling' force created by opening a loaded drawer
pull-out reference shelf	forward extending shelf used to hold documents temporarily
applied tops	decorative/functional elements fixed on top of low cabinets to match other work surfaces and improve durability

ADDITIONAL INFORMATION

counterbalance weight

Drawer units are fitted with an anti-tilt device, which prevents more than one drawer being opened at any one time. A counterbalance is available as an optional extra. It is recommended that the counterbalance is fitted at the factory or by an authorised distributor. A counterbalance is recommended for freestanding cabinets with pull-out elements under 1300mm high.

locks and keys

Each unit is supplied with two flexi-fob keys. The locks are from a 1000 safe differs mastered series, suited keys and removable barrels. Master keys and keys used to remove barrels, are only available to authorised personnel.

external plastic label

Title cards are supplied on a perforated sheet for printer use. Replacement/spare holders and cards are available, please specify BLFCHA code.

levelling of base on uneven surfaces

On the inside of the unit are four holes, using a flat head screwdriver adjust the level of the unit, or by using a spanner adjust from underneath the unit. The levelling base is only for use on uneven floors, and should not be used to increase the height of the unit.

cleaning and care

We recommend you clean your unit with warm water and a mild detergent solution. A damp cloth can be used to remove dust particles.

guarantee

Bisley LateralFile™ and Bite®, Towers and HighLine™ Pedestals guaranteed for 10 years, Integrated Pedestals for 5 years of normal use against defects in materials and workmanship.

In accordance with our policy of continuous product development and improvement, we reserve the right to change the specifications of products illustrated and described in the brochure without prior notice.

Bisley Office Furniture is able to offer a Repair Service for products requiring out of warranty maintenance or repair. If you require the Repair Service please call Bisley Customer Services for a quotation - Tel: +44 (0)1483 485600.

replacement parts

Contact your nearest authorised dealer, who will examine the faulty part and arrange for a replacement to be fitted. Do not attempt to remove or replace parts.

dimensions and weights

All dimensions shown are nominal. Always load units from the bottom up. Weights stated are the recommended maximum, for your own safety, ensure they are not overloaded. Please see next page for details.

Contact your authorised distributor for exact dimensions if you intend to fit non Bisley applied tops.

Contact Bisley or an authorised dealer for a list of recommended brands.

MAXIMUM EVENLY DISTRIBUTED LOAD BEARINGS

800mm		
ref	lbs	kg
IC08RS	55	25
IC08SS	143	65
IC08SSU (Shelf)	143	65
IC08BS	154	70
IC08BSU (Shelf)	154	70
IC08LR	88	40
IC08LRF	55	25
IC08FB	99	45
ICCR	99	45
IT08RS	55	25
IT08SS	143	65
IT08BS	154	70
ITCR	99	45
IT08LR	88	40
IT08RD	99	45
IT08RF	99	45
IT08BSU (Shelf)	154	70
IT08SSU (Shelf)	143	65

900mm		
ref	lbs	kg
IC09RS	55	25
IC09SS	143	65
IC09SSU (Shelf)	143	65
IC09BS	154	70
IC09BSU (Shelf)	154	70
IC09LR	88	40
IC09LRF	55	25
IC09FB	99	45
ICCR	99	45

1000mm		
ref	lbs	kg
IC10RS	55	25
IC10SS	143	65
IC10SSU (Shelf)	143	65
IC10BS	154	70
IC10BSU (Shelf)	154	70
IC10LR	88	40
IC10LRF	55	25
IC10FB	99	45
ICCR	99	45
IT10RS	55	25
IT10SS	143	65
IT10BS	154	70
ITCR	99	45
IT10LR	88	40
IT10RD	99	45
IT10RF	99	45
IT10BSU (Shelf)	154	70
IT10SSU (Shelf)	143	65

1200mm		
ref	lbs	kg
IT12RS	55	25
IT12SS	132	60
IT12BS	143	65
ITCR	99	45
IT12LR	99	45
IT12RD	99	45
IT12RF	110	50
IT12SSU (Shelf)	132	60
IT12BSU (Shelf)	143	65

combination units			
width (mm)	description	lbs	kg
800	drawer*	79	36
900		88	40
1000		99	45
1067		99	45
800/900/1000	tie bar shelf	154	70
800/900/1000	slotted tie bar shelf	154	70

*Excludes 10.5" drawer

IMPORTANT SAFETY WARNINGS

Bisley Office Furniture products are designed and manufactured to the highest standards

All products are supplied with a Safety & Care leaflet, which contains the manufacturers recommended evenly distributed load bearings and drawer loadings (see above for details)

For your safety:

1. Ensure unit is level by using the adjustable glides prior to use
2. Always load from base up. (Reverse this procedure for unloading)
3. Load each section evenly, ensuring that recommended maximum evenly distributed load bearings and drawer loadings are not exceeded (see above for details)
4. Ensure accessories or drawers are not stood or leaned upon
5. Units with drawers are fitted with an anti-tilt device, which prevents more than one drawer being opened at any one time
6. Fixing holes can be applied to units for securing to walls or each other
A counterbalance is available as an optional extra and is recommended for all freestanding cabinets under 1300mm high (which include pull-out elements).
7. Do not attempt to re-configure the unit without first consulting the manufacturer, the manufacturer's agent or an authorised dealer, this could affect your guarantee
8. Pull-out fitments must only be fitted in the lower half of any Bisley unit

GENERAL TERMS AND CONDITIONS

Guarantees & Service

All Bisley products are guaranteed to cover all defects in materials and workmanship. For details of specific guarantee periods against each product check for up to date information on our website www.bisley.com

Conditions

1. The guarantee is only valid with the customer's original invoice or proof of purchase (indicating the date of purchase, product type and dealer's name).
2. The guarantee does not cover damage resulting from misuse, neglect, or accidents and applies when the product is used during normal office hours. Where the product is used for periods which exceed normal office hours the guarantee is valid for eighteen months. (maximum 45 hours per week)
3. Failure due to fair wear and tear is specifically excluded.
4. This guarantee is not transferable and can only be exercised by the original purchaser and is only applicable to the UK Mainland.
5. Please arrange for the product to be returned to your Dealer for repair unless otherwise agreed.

The following notes for your (Dealer) guidance will be helpful:-

1. Please ensure your customer has proof of purchase, this will be required for in-guarantee repair.
2. If the furniture requires in-guarantee repair contact Bisley Service Department and ask for a Service Request Form.
3. Should the furniture require repair out of guarantee contact Bisley Service Department for a Repair Request Form.

Repair Service (dealer advice)

Bisley Office Furniture is able to offer a Repair Service for products requiring out of guarantee maintenance or repair. If you require the Repair Service please call Bisley service department for a quotation.

Replacement Keys

To order replacement keys please contact:

Lowe and Fletcher - 0121 505 0400, with details of your product type, key series no. (available from Bisley Sales Office) purchase date and key/lock number.

Minimum Order value to dealer site

UK Mainland: £250

Northern Ireland and Scottish Highlands: £1500

Direct Delivery to end user site – UK mainland

FOC delivery for orders over £2500 in normal working hours (7am-5pm) Monday to Friday on 45 foot articulated vehicle.

Any requirements outside above times and vehicle size are subject to separate quotation – please contact Customer Service team to discuss your needs.

Order cancellation / delivery deferment

Any request to cancel an order placed to be made in writing. Cancellation costs will be advised based on following:

1. Product not scheduled for production: No charge
2. Standard product scheduled for assembly: quoted price less 50%
3. Special product scheduled for production and all product made awaiting despatch: quoted price

Any request to defer delivery from original request to be made in writing. Costs may be incurred and will be advised at time of enquiry.

Head Office, Sales & Production
F C Brown (Steel Equipment) Ltd
Bisley Office Furniture
Queens Road
Bisley Surrey GU24 9BJ

Tel: +44 (0)1483 485 600
Fax: +44 (0)1483 489 962

www.bisley.com

Conditions of Sale

1. The ownership of the goods will only be transferred to the purchaser when the purchaser has paid all that is owing to F. C. Brown (Steel Equipment) Ltd in respect of all goods supplied. Where goods are lost, damaged or destroyed after delivery and ownership has yet to pass the purchaser will indemnify F. C. Brown (Steel Equipment) Ltd against any loss incurred provided such loss, damage or destruction does not result from the negligence of F. C. Brown (Steel Equipment) Ltd.
2. Payment Terms: Nett monthly.
3. All goods are invoiced at prices ruling at date of despatch.
4. This price list cancels and replaces all previous price lists.
5. We reserve the right to alter models and prices without prior notice.
6. We reserve the right to offset any amount that may be due to the purchaser against their sales ledger account with F.C. Brown (Steel Equipment) Ltd.

Bisley is a registered trademark of F. C. Brown (Steel Equipment) Ltd.

Head Office, Sales & Production

F C Brown (Steel Equipment) Ltd
Bisley Office Furniture
Queens Road
Bisley, Surrey
GU24 9BJ
Tel: +44 (0)1483 485 600
Fax: +44 (0)1483 489 962
info@bisley.com

Showroom

Bisley Office Furniture
Northumberland House
155-157 Great Portland Street
London
W1W 6QP
Tel: +44 (0)20 7436 7111
Fax: +44 (0)20 7436 8111
info@bisley.com

Design & Production

Bisley Office Furniture
Caswell Way
Reevesland Ind Est
Newport, South Wales
NP19 4PW
Tel: +44 (0)1633 637 383
Fax: +44 (0)1633 637 384
info@bisley.com

Bisley Spain

Pol. Ind. Bakiola Pab. 6
48498 Arrankudiaga (Vizcaya)
Spain

Tel: +34 94 633 32 00
Fax: +34 94 633 32 33
info@bisley.es

Bisley France

6 bis, rue Georges Chapelier
78150 Le Chesnay
France

Tel: +33 (0)13 9 54 39 58
Fax: +33 (0)13 9 43 93 69
info@bisley.fr

Bisley GmbH

Wiesenstrasse 70
40549 Düsseldorf
Germany

Tel: +49 211 87 541 600
Fax: +49 211 87 541 899
info@bisley.de

Bisley Holland

Vollerstraat 2
5051 JV GOIRLE
Holland

Tel: +31 (0)13 463 06 62
Fax: +31 (0)13 463 96 15
info@bisley.nl

Bisley Ireland

36 Beechwood Close
Bray, Co. Wicklow
Ireland

Tel: +353 (0)1 276 9100
Fax: +353 (0)1 276 9101
info@bisley.ie

Bisley Dubai

Office 2606, Jumeirah Business Centre 1
Jumeirah Lake Towers
Sheikh Zayed Road
Dubai, UAE

Tel: +971 (0)4 450 3747
Fax: +971 (0)4 450 8926
dubai@bisley.com

www.bisley.com

